

Introduction

1.This report sets out in detail the progress against the Council's key performance indicators and planned actions, for Quarter One 2010/2011.

2. It has been prepared to supplement the Quarter One 2010/11 Council Performance Report that will be considered by the Overview and Scrutiny Board on 2 September 2010, and should be read alongside this report.

3.The report is structured as follows:

1	Progress against the National Indicator Set
2	Progress against the Council's planned improvement actions

Key for National Indicator Set section

Trend in performance		Performance against target	
▲	Performance has improved from previous measurement.	<input checked="" type="checkbox"/>	The 2010/2011 target is being met.
▼	Performance has deteriorated from previous measurement.	<input checked="" type="checkbox"/>	The 2010/2011 target is not being met.
◀▶	Performance is unchanged from previous measurement.	?	Progress against target is not yet known, as the relevant data has not yet been published.
N/A	No trend information is available.	N/A	No 2010/2011 target was set for this indicator.

Key for planned improvement actions section

<input checked="" type="checkbox"/>	The action has been completed by the deadline
<input checked="" type="checkbox"/>	The action is not on target to be completed by the deadline.

Creating stronger communities

LAA	Ref	Description	Past performance		Current performance		Trend	On target	Comparison(s)	Next target
			Baseline	Last	Actual	Target				
<input checked="" type="checkbox"/>	NI 001	People who believe people from different backgrounds get on well together in their local area (Place Survey)	74% (06/07)	74% (06/07)	71.2% (08/09)	None set	▼	N/A	Bottom quartile (08/09)	Survey Postponed
	NI 002	People who feel that they belong to their neighbourhood (Place Survey)	First measurement was 08/09		61.7% (08/09)	None set	N/A	N/A	Top quartile (08/09)	Deleted
	NI 003	People participating in civic activities in the last 12 months (Place Survey)	First measurement was 08/09		13.5% (08/09)	None set	N/A	N/A	Lower median quartile (08/09)	Deleted
<input checked="" type="checkbox"/>	NI 004	People who feel they can influence decisions in their locality (Place Survey)	33% (06/07)	33% (06/07)	34.9% (08/09)	None set	▲	N/A	Top quartile (08/09)	Survey Postponed
	NI 005	People satisfied with the local area overall (Place Survey)	64% (06/07)	64% (06/07)	73.8% (08/09)	None set	▲	N/A	Lower median quartile (08/09)	Survey Postponed
<input checked="" type="checkbox"/>	NI 006	People participating in regular formal volunteering (Place Survey)	First measurement was 08/09		16.5% (08/09)	None set	N/A	N/A	Bottom quartile (08/09)	Survey Postponed
<input checked="" type="checkbox"/>	NI 007	Third sector organisations rating positively local statutory agencies' influence on their success (Cabinet Office survey)	First measurement was 08/09		17.7% (08/09)	None set	N/A	N/A	Upper median quartile (08/09)	24.3% (10/11)
	NI 009	Adults using public libraries (Active People Survey)	49.8% (08/09)	49.8% (08/09)	44.5% (09/10)	52.9% (09/10)	▼	☒	Upper median quartile (08/09)	45.0% (10/11)
	NI 010	Adults visiting museums and galleries at least once in last 12months (Active People Survey)	50.8% (08/09)	50.8% (08/09)	54.0% (09/10)	53.9% (09/10)	▲	☑	Lower median quartile (08/09)	Deleted
<input checked="" type="checkbox"/>	NI 011	Adults engaging in arts three times in last 12 months (Active People Survey)	35.3% (08/09)	35.3% (08/09)	38.0% (09/10)	38.1% (09/10)	▲	☒	Bottom quartile (08/09)	41.1% (10/11)
	NI 013	Migrants' English language skills and knowledge	32% (07/08)	32% (07/08)	78% (08/09)	78% (08/09)	▲	☑	None available	Deleted
	NI 023	People who agree that people in the area do not treat one another with respect and consideration (Place Survey)	57% (06/07)	57% (06/07)	39.3% (08/09)	None set	▲	N/A	Bottom quartile (08/09)	Deleted

LAA	Ref	Description	Past performance		Current performance		Trend	On target	Comparison(s)	Next target
			Baseline	Last	Actual	Target				
	NI 035	Building resilience to violent extremism (score from 1-5)	2.5 (08/09)	2.5 (08/09)	3.2 (09/10)	3.0 (09/10)	▲	<input checked="" type="checkbox"/>	National Average: 2.3 (08/09)	3.5 (10/11)
	NI 036	Protection against terrorist attack (score from 1-5)	Not previously measured		N/A	None set	N/A	N/A	None available	TBC
	NI 037	People aware of civil protection arrangements in the local area (Place Survey)	First measurement was 08/09		19.4% (08/09)	None set	N/A	N/A	Top quartile (08/09)	Deleted

Creating safer communities

LAA	Ref	Description	Past performance		Current performance		Trend	On target	Comparison(s)	Next target
			Baseline	Last	Actual	Target				
<input checked="" type="checkbox"/>	NI 015	Serious violent crimes per 1,000 population	0.76 (08/09)	0.69 (09/10)	0.20 (Q1 10/11)	0.65 (10/11)	▲	☒	Median (08/09)	TBC
<input checked="" type="checkbox"/>	NI 016	Serious acquisitive crimes per 1,000 population	31.71 (07/08)	17.57 (09/10)	4.10 (Q1 10/11)	6.69 Q1 (10/11)	▲	☑	Lower median quartile (08/09)	TBC
<input checked="" type="checkbox"/>	NI 017	People who consider anti-social behaviour a problem in the area (Place Survey)	35% (06/07)	35% (06/07)	26.9% (08/09)	None set	▲	N/A	Bottom quartile (08/09)	Survey Postponed
<input checked="" type="checkbox"/>	NI 018	Proportion of adult offenders under probation supervision re-offending within 3 months (gap between predicted and actual)	Predicted: 15.81% (07/08)	-4.73% (Q3 09/10)	7.71% (Q1 10/11)	-7.77% (10/11)	▼	☒	Top quartile (08/09)	TBC
<input checked="" type="checkbox"/>	NI 020	Assaults with injury per 1,000 population (alcohol-related violence)	11.5 (08/09)	10.58 (09/10)	2.82 (Q1 10/11)	10.24 (10/11)	▼	☒	Bottom quartile (08/09)	TBC
	NI 021	People who agree that the local council and police deal with local concerns about anti-social behaviour and crime (Place Survey)	First measurement was 08/09		28.7% (08/09)	None set	N/A	N/A	Upper median quartile (08/09)	Survey Postponed
	NI 022	People who agree that parents take enough responsibility for the behaviour of their children in the area (Place Survey)	First measurement was 08/09		25.1% (08/09)	None set	N/A	N/A	Bottom quartile (08/09)	Survey Postponed
	NI 027	People who feel that the local council and police understand local concerns about anti-social behaviour and crime (Place Survey)	First measurement was 08/09		29.4% (08/09)	None set	N/A	N/A	Top quartile (08/09)	Survey Postponed
	NI 028	Rate per 1,000 population of serious violent offences that are recorded by the police and involve the use of a knife or other sharp instrument	0.83 (08/09)	0.63 (09/10)	0.3 (Q1 10/11)	None set: monitor only	▲	N/A	None available	TBC
	NI 029	Rate per 1,000 population of crimes recorded by the police in which a gun is fired, used to cause injury or used as a threat	0.18 (08/09)	0.06 (09/10)	0.01 (Q1 10/11)	None set: monitor only	▲	N/A	None available	TBC

LAA	Ref	Description	Past performance		Current performance		Trend	On target	Comparison(s)	Next target
			Baseline	Last	Actual	Target				
<input checked="" type="checkbox"/>	NI 030	Re-offending rate of prolific and priority offenders	Cohort of 43, with 241 convictions (Dec 08)	27 cml. (Q3 09/10)	106 (09/10)	-18% (199) (09/10)	▲	<input checked="" type="checkbox"/>	None available	Ratio 1.13 over 2 years (10/11)
<input checked="" type="checkbox"/>	NI 032	Repeat incidents of domestic violence	54% 08/09	51.1% (09/10)	47.7% (Q1 10/11)	44% (10/11)	▲	<input type="checkbox"/>	None available	TBC
<input checked="" type="checkbox"/>	NI 033	Arson incidents (per 10,000 population): Primary and secondary fires	146.5 (07/08)	95.3 (08/09)	86.0 (09/10)	129.4 (09/10)	▲	<input checked="" type="checkbox"/>	None available	Deleted
	NI 033a	Arson incidents (per 10,000 population): Primary fires	22.7 (07/08)	10.7 cml. (Q3 09/10)	13.5 (09/10)	20.1 (09/10)	▲	<input checked="" type="checkbox"/>	None available	Deleted
	NI 033b	Arson incidents (per 10,000 population): Secondary fires	123.4 (07/08)	62.2 cml. (Q3 09/10)	72.5 (09/10)	109 (09/10)	▲	<input checked="" type="checkbox"/>	None available	Deleted
	NI 34	Domestic Violence – Homicide	0.01 (07/08)	0.01 (07/08)	0.01 (09/10)	0 (09/10)	◀▶	<input type="checkbox"/>	None available	0 (10/11)
<input checked="" type="checkbox"/>	NI 038	Drug-related (Class A) offending rate	First measurement was 09/10		1.07 (09/10)	1.08 (09/10)	◀▶	<input checked="" type="checkbox"/>	None available	0.9 (10/11)
	NI 041	People who agree that drunk or rowdy behaviour is a problem (Place Survey)	37% (06/07)	37% (06/07)	33.9% (08/09)	None set	▲	N/A	Lower median quartile (08/09)	Survey postponed
	NI 042	People who agree that drug use or drug dealing is a problem (Place Survey)	53% (06/07)	53% (06/07)	38.8% (08/09)	None set	▲	N/A	Lower median quartile (08/09)	Survey postponed
	NI 49	(i) Total number of primary fires per 100,000 population	232.9 (08/09)	162.6 cml. (Q3 09/10)	208.0 (09/10)	261.0 (09/10)	▲	<input checked="" type="checkbox"/>	None available	Deleted
	NI 49	ii) Total Number of fatalities due to primary fires per 100,000 population	0.0 (08/09)	0.7 cml. (Q3 09/10)	0.7 (09/10)	0.0 (09/10)	▼	<input type="checkbox"/>	None available	Deleted
	NI 49	iii) Total number of non-fatal casualties per 100,000 population	7.9 (08/09)	5.8 cml. (Q3 09/10)	10.1 (09/10)	10.0 (09/10)	▼	<input type="checkbox"/>	None available	Deleted
	NI 143	Offenders under probation supervision living in settled/suitable accommodation at the end of their order or licence	75.0% (07/08)	75.5 (08/09)	79.8% (09/10)	80% (09/10)	▲	<input type="checkbox"/>	Upper median quartile (08/09)	Deleted
<input checked="" type="checkbox"/>	NI 144	Offenders under probation supervision in employment at the end of their order or licence	26% (06/07)	38.0% (08/09)	30.1% (09/10)	35% (09/10)	▼	<input type="checkbox"/>	Bottom quartile (08/09)	40% (10/11)

Supporting children and young people

LAA	Ref	Description	Past performance		Current performance		Trend	On target	Comparison(s)	Next target
			Baseline	Last	Actual	Target				
<input checked="" type="checkbox"/>	NI 019	Rate of proven re-offending by young offenders (per 100 offenders)	170 07/08	161 (Q3 09/10)	161 Q1 (10/11)	153 (10/11)	◀▶	<input checked="" type="checkbox"/>	None available	TBC
	NI 022	People who agree that parents take enough responsibility for the behaviour of their children in the area (Place Survey)	First measurement was 08/09		25.1% (08/09)	None set	N/A	N/A	Bottom quartile (08/09)	27.9% (10/11)
	NI 043	Young people within the Youth Justice System receiving a conviction in court who are sentenced to custody	5.4% (08/09)	5.4% (09/10)	3.88% (Q1 10/11)	5% (10/11)	▲	<input checked="" type="checkbox"/>	National average: 6.3% (08/09)	5%
	NI 044	Ethnic composition of offenders on Youth Justice System disposals: White offenders	First measurement was 08/09		3.9% (09/10)	0.0% (09/10)	N/A	<input checked="" type="checkbox"/>	None available	0.0% (10/11)
		Mixed offenders	First measurement was 08/09		1.0% (09/10)	0.0% (09/10)	N/A	<input checked="" type="checkbox"/>	None available	0.0% (10/11)
		Asian or Asian British offenders	First measurement was 08/09		-4.2% (09/10)	0.0% (09/10)	N/A	<input checked="" type="checkbox"/>	None available	0.0% (10/11)
		Black or Black British offenders	First measurement was 08/09		0.6% (09/10)	0.0% (09/10)	N/A	<input checked="" type="checkbox"/>	None available	0.0% (10/11)
		Chinese or other ethnic offenders	First measurement was 08/09		0.1% (09/10)	0.0% (09/10)	N/A	<input checked="" type="checkbox"/>	None available	0.0% (10/11)
	NI 045	Young offenders engagement in suitable education, employment or training.	82.2% (08/09)	82.1% (09/10)	73.44% (Q1 10/11)	90% (10/11)	▼	<input checked="" type="checkbox"/>	National average: 73.2% (08/09)	90%
	NI 046	Young offenders access to suitable accommodation.	99.8% (08/09)	100%	99.4% (09/10)	95% (09/10)	▼	<input checked="" type="checkbox"/>	National average: 95.7% (08/09)	Deleted
	NI 050	Children reporting good relationships with their family and friends (TellUs Survey)	63.8% (08/09)	63.8% (08/09)	59.2% (09/10)	None set	▼	N/A	Top quartile (08/09)	Deleted
	NI 051	Effectiveness of child and adolescent mental health (CAMHS) services (score 4-16)	12 (07/08)	12 (08/09)	13 (09/10)	12 (09/10)	▲	<input checked="" type="checkbox"/>	Bottom quartile (08/09)	13 (10/11)
	NI 052a	Take up of school lunches (primary)	59.5% (Apr-Jul 09)	59.5% (Apr-Jul 09)	63.1% (Apr-Dec 09)	63% (09/10)	▲	<input checked="" type="checkbox"/>	Top quartile (08/09)	63% (10/11)

LAA	Ref	Description	Past performance		Current performance		Trend	On target	Comparison(s)	Next target
			Baseline	Last	Actual	Target				
	NI 052b	Take up of school lunches (secondary)	34.5% (07/08)	34.2% (Apr-Jul 09)	22.0% (Apr-Dec 09)	33% (09/10)	▼	☒	Lower median quartile (08/09)	33% (10/11)
	NI 053a	Infants breastfeeding 6-8 weeks from birth	27.6% (06/07)	27.9% (Apr-Feb 10)	25.2% (Q1 10/11)	32.3% (10/11)	▼	☒	Bottom quartile (08/09)	TBC
	NI 053b	Infants for whom breastfeeding status is recorded	94.8% (08/09)	100% (Apr-Dec 10)	100% (Q 10/11)	95.0% (10/11)	◀▶	☑	Top quartile (08/09)	TBC
	NI 054	Parents' general experience of services for disabled children (aged 0-19)	First measurement was 09/10		65 (09/10)	None set	N/A	N/A	National Average: 61 (09/10)	TBC
	NI 055	Obesity in primary schools: Reception	11.0% (07/08)	11.5% (08/09)	11.5% (Q3 09/10)	11% (09/10)	▼	☒	Bottom quartile (08/09)	11% (10/11)
☑	NI 056	Obesity in primary schools: Year 6	22.7% (08/09)	22.7% (08/09)	21.9% (Q3 09/10)	22.5% (09/10)	▲	☑	Bottom quartile (08/09)	22.3% (10/11)
	NI 057a	Children and young people's participation in high-quality PE and sport – 2 hours within school	73.0% (06/07)	88.0% (07/08)	90.0% (08/09)	90% (08/09)	▲	☑	National average: 81% (08/09)	90% (09/10)
	NI 057b	Children and young people's participation in high-quality PE and sport – 3 hours outside school	First measurement was 09/10		11% (09/10)	11% (09/10)	N/A	☑	None available	TBC (11/12)
	NI 058	Average emotional and behavioural health of looked after children aged 4-16 (score 40-0)	15.8% (08/09)	14.5% (Q3 09/10)	12.7% (09/10)	22.7% (09/10)	▲	☑	Bottom quartile (08/09)	TBC (11/12)
☑	NI 059	Initial assessments for children's social care carried out within 7 working days	82.2% (07/08)	73.6% (09/10)	83.4% (Q1 10/11)	93% (10/11)	▲	☒	Upper median quartile (08/09)	TBC (11/12)
	NI 060	Core assessments for children's social care carried out within 35 working days	85% (08/09)	82.2% (Mar 10)	53.0% (Q1 10/11)	85% (10/11)	▼	☒	Upper median quartile (08/09)	TBC (11/12)
	NI 061	Children adopted within 12 months of decision to place for adoption	75% (08/09)	70.0% (Mar 10)	100% (Q1 10/11)	100% (10/11)	▲	☑	Median (08/09)	TBC (11/12)
	NI 062	Looked after children with 3 or more placements during the year	12.4% (08/09)	10.2% (Mar 10)	1.2% (Q1 10/11)	11.5% (10/11)	▲	☑	Lower median quartile (08/09)	TBC (11/12)
	NI 063	Looked after children under 16 with stable placements of at least 2 years	63% (08/09)	56.0% (Mar 10)	64.4% (Q1 10/11)	65.0% (10/11)	▲	☒	Bottom quartile (08/09)	TBC (11/12)
	NI 064	Child Protection Plans lasting 2 years or more	0 (08/09)	9.9% (Mar 10)	12.0% (Q1 10/11)	0% (10/11)	▼	☒	Top quartile (08/09)	TBC (11/12)
	NI 065	Children becoming subject of Child Protection Plan for a second/subsequent time during the year	20% (08/09)	15.7% (Mar 10)	29.7% (Q1 10/11)	15% (10/11)	▼	☒	Bottom quartile (08/09)	TBC (11/12)

LAA	Ref	Description	Past performance		Current performance		Trend	On target	Comparison(s)	Next target
			Baseline	Last	Actual	Target				
	NI 066	Looked after children cases reviewed within required timescales	88.7% (08/09)	72.2% (Mar 10)	91.8% (Q1 10/11)	95.0% (10/11)	▲	<input type="checkbox"/>	Bottom quartile (08/09)	TBC (11/12)
	NI 067	Child Protection Plans reviewed within required timescales	100% (08/09)	98% (Mar 10)	97.0% (Q1 10/11)	100% (10/11)	▼	<input type="checkbox"/>	National average: 99.1% (08/09)	TBC (11/12)
	NI 068	Referrals to children's social care going on to initial assessment	74% (08/09)	77.7% (Mar 10)	49.1% (Q1 10/11)	70% (10/11)	▲	<input checked="" type="checkbox"/>	National average: 63.8% (08/09)	TBC (11/12)
	NI 069	Children who have experienced bullying once or more in last four weeks (TellUs Survey)	52.8% (08/09)	52.8% (08/09)	30.2% (09/10)	None set	▲	N/A	Bottom quartile (08/09)	Deleted
	NI 070	Hospital admissions caused by unintentional and deliberate injuries to children and young people per 10,000 population	197.8 (07/08)	203.7 (Apr-Feb 10)	21.8% (Q1 10/11)	18.0 (10/11)	▼	<input type="checkbox"/>	Bottom quartile (08/09)	TBC (11/12)
	NI 071	Children who have run away from home/care overnight	11 (Q3 08/09)	13 (Q2 09/10)	13 (Q3 09/10)	12 (09/10)	▼	<input type="checkbox"/>	National average: 8.0 (Q3 09/10)	TBC (11/12)
<input checked="" type="checkbox"/>	NI 072	Children achieving 78+ points across the Early Years Foundation Stage, with 6+ in Personal, Social and Emotional Development and Communication, Language and Literacy	29% (Acad. Yr 06/07)	36% (Acad. Yr 07/08)	44% (Acad. Yr 08/09)	34.9% (Acad. Yr 08/09)	▲	<input checked="" type="checkbox"/>	Bottom quartile (08/09)	41.2% (Acad. Yr 09/10)
<input checked="" type="checkbox"/>	NI 073	Pupils achieving Level 4+ in English and Maths at Key Stage 2	66.0% (Acad. Yr 06/07)	67.7% (Acad. Yr 07/08)	68.4% (Acad. Yr 08/09)	76.0% (Acad. Yr 08/09)	▲	<input type="checkbox"/>	Bottom quartile (08/09)	76.0% (Acad. Yr 09/10)
<input checked="" type="checkbox"/>	NI 075	Pupils achieving 5 A*-C GCSEs or equivalent (including English and Maths)	30.9% (Acad. Yr 06/07)	35.8% (Acad. Yr 07/08)	36.9% (Acad. Yr 08/09)	40.6% (Acad. Yr 08/09)	▲	<input type="checkbox"/>	Bottom quartile (08/09)	40.6% (Acad. Yr 09/10)
	NI 076	Schools where fewer than 65% of pupils achieve Level 4+ in English and Maths at Key Stage 2	6 (Acad. Yr 06/07)	9 (Acad. Yr 07/08)	13 (Acad. Yr 08/09)	3 (Acad. Yr 08/09)	▼	<input type="checkbox"/>	Lower median quartile (08/09)	3 (Acad. Yr 09/10)
	NI 078	Schools where fewer than 30% of pupils achieve 5 or more A*-C grades at GCSE and equivalent including English and Maths	4 (Acad. Yr 06/07)	3 (Acad. Yr 07/08)	3 (Acad. Yr 08/09)	0 (Acad. Yr 08/09)	▲	<input type="checkbox"/>	Lower median quartile (08/09)	TBC
<input checked="" type="checkbox"/>	NI 079	Young people achieving a Level 2 qualification by age 19	61.8% (Acad. Yr 06/07)	61.8% (Acad. Yr 07/08)	70.3% (Acad. Yr 08/09)	68.0% (Acad. Yr 08/09)	▲	<input checked="" type="checkbox"/>	Bottom quartile (08/09)	72.8% (Acad. Yr 09/10)

LAA	Ref	Description	Past performance		Current performance		Trend	On target	Comparison(s)	Next target
			Baseline	Last	Actual	Target				
	NI 080	Young people achieving a Level 3 qualification by age 19	34.0% (Acad. Yr 06/07)	35.9% (Acad. Yr 07/08)	37.5% (Acad. Yr 08/09)	35.4% (Acad. Yr 08/09)	▲	<input checked="" type="checkbox"/>	Bottom quartile (08/09)	40.2% (Acad. Yr 09/10)
	NI 081	Gap between pupils eligible for free school meals at 15 achieving a Level 3 qualification at aged 19 and pupils ineligible achieving the same	25.5% (Acad. Yr 06/07)	21.8% (Acad. Yr 07/08)	22.0% (Acad. Yr 08/09)	None set	▲	N/A	Upper median quartile (08/09)	TBC
	NI 082	Gap between pupils eligible for free school meals at 15 achieving a Level 2 qualification at aged 19 and pupils ineligible achieving the same	20.0% (Acad. Yr 07/08)	20.0% (Acad. Yr 07/08)	23.1% (Acad. Yr 08/09)	None set	▼	N/A	Upper median quartile (08/09)	TBC
	NI 084	Pupils achieving two or more A*-C grades in Science GCSEs or equivalent	37.5% (Acad. Yr 06/07)	45.4% (Acad. Yr 07/08)	46.8% (Acad. Yr 08/09)	45.4% (Acad. Yr 08/09)	▲	<input checked="" type="checkbox"/>	Lower median quartile (08/09)	TBC
	NI 085	Pupils aged 16-18 opting for A Level Physics, chemistry and maths	155 (07/08)	155 (07/08)	187 (08/09)	None set	▲	N/A	None available	TBC
	NI 085a	Pupils aged 16-18 opting for A Level Physics	34 (07/08)	34 (07/08)	51 (08/09)	None set	▲	N/A	Bottom quartile (08/09)	TBC
	NI 085b	Pupils aged 16-18 opting for A Level Chemistry	49 (07/08)	49 (07/08)	38 (08/09)	None Set	▼	N/A	Bottom quartile (08/09)	TBC
	NI 085c	Pupils aged 16-18 opting for A Level Maths	72 (07/08)	72 (07/08)	98 (08/09)	None Set	▲	N/A	Bottom quartile (08/09)	TBC
	NI 086	Secondary schools with good or outstanding standards of behaviour	86% (2006)	78% (2008)	86% (2009)	77.8% (2009)	▲	<input checked="" type="checkbox"/>	Upper median quartile (08/09)	TBC
<input checked="" type="checkbox"/>	NI 087	Secondary school pupils who are persistent absentees (missing 20% of school year)	10.1% (Acad. Yr 06/07)	7.6% (Acad. Yr 08/09)	8.3% (Q1 09/10)	6.5% (Acad. Yr 09/10)	▼	<input type="checkbox"/>	Bottom quartile (08/09)	TBC
	NI 088	Schools providing access to full core offer of extended services	88.0% (Acad. Yr 07/08)	91% (Acad. Yr 08/09)	100% (Acad. Yr 09/10)	90.0% (Acad. Yr 09/10)	▲	<input checked="" type="checkbox"/>	Upper median quartile (08/09)	100% (Acad. Yr 09/10)
	NI 089a	Number of schools in special measures	0 (Acad. Yr 07/08)	0 (Acad. Yr 07/08)	0 (Acad. Yr 08/09)	0. (Acad. Yr 08/09)	◀▶	<input checked="" type="checkbox"/>	Top quartile (08/09)	0 (Acad. Yr 09/10)
	NI 089b	Average time for schools under special measures to come out measures during previous academic year (months)	18 (Acad. Yr 07/08)	18 (Acad. Yr 07/08)	0 (Acad. Yr 08/09)	None Set	▲	N/A	Median (08/09)	N/A (Acad. Yr 09/10)

LAA	Ref	Description	Past performance		Current performance		Trend	On target	Comparison(s)	Next target
			Baseline	Last	Actual	Target				
	NI 090	Take up of 14-19 learning diplomas	0 (Acad. Yr 07/08)	0 (Acad. Yr 07/08)	120 (Acad. Yr 08/09)	0 (Acad. Yr 08/09)	▲	<input checked="" type="checkbox"/>	None available	0 (Acad. Yr 08/09)
	NI 091	17 year-olds in education, employment or training	74.0% (Acad. Yr 06/07)	74.0% (Acad. Yr 06/07)	73.0 (Acad. Yr 07/08)	None Set	▼	N/A	Bottom quartile (08/09)	TBC
<input checked="" type="checkbox"/>	NI 092	Gap between the lowest achieving 20% in the Early Years Foundation Stage Profile and the rest	42.3% (Acad. Yr 06/07)	42.0% (Acad. Yr 07/08)	37.8% (Acad. Yr 08/09)	36% (Acad. Yr 08/09)	▲	<input checked="" type="checkbox"/>	Bottom quartile (08/09)	35.7% (Acad. Yr 09/10)
<input checked="" type="checkbox"/>	NI 093	Pupils progressing by two levels in English between Key Stages 1 and 2	88.7% (Acad. Yr 06/07)	86.6% (Acad. Yr 07/08)	85% (Acad. Yr 08/09)	94% (Acad. Yr 08/09)	▼	<input checked="" type="checkbox"/>	Bottom quartile (08/09)	93% (Acad. Yr 09/10)
<input checked="" type="checkbox"/>	NI 094	Pupils progressing by two levels in Maths between Key Stages 1 and 2	81.18% (Acad. Yr 07/08)	81.18% (Acad. Yr 07/08)	82% (Acad. Yr 08/09)	89.0% (Acad. Yr 08/09)	▲	<input checked="" type="checkbox"/>	Lower median quartile (08/09)	90% (Acad. Yr 09/10)
<input checked="" type="checkbox"/>	NI 099	Children in care reaching level 4 in English at Key Stage 2	70.6% (Acad. Yr 07/08)	70.6% (Acad. Yr 07/08)	60% (Acad. Yr 08/09)	50.0% (Acad. Yr 08/09)	▲	<input checked="" type="checkbox"/>	National average: 58.6% (06/07)	57.1% (Acad. Yr 09/10)
<input checked="" type="checkbox"/>	NI 100	Children in care reaching level 4 in Maths at Key Stage 2	52.9% (Acad. Yr 07/08)	52.9% (Acad. Yr 07/08)	50% (Acad. Yr 08/09)	50.0% (Acad. Yr 08/09)	▼	<input checked="" type="checkbox"/>	National average: 55.5% (06/07)	66.7% (Acad. Yr 09/10)
<input checked="" type="checkbox"/>	NI 101	Children in care achieving 5 A*-C GCSEs (or equivalent) at Key Stage 4 (including English and Maths)	15.8% (Acad. Yr 07/08)	15.8% (Acad. Yr 07/08)	0% (Acad. Yr 08/09)	33.3% (Acad. Yr 08/09)	▼	<input checked="" type="checkbox"/>	National average: 9.8% (08/09)	23.1% (Acad. Yr 09/10)
	NI 102a	Gap between pupils eligible for free school meals achieving Level 4+ in English and Maths at Key Stage 2 and pupils ineligible achieving the same	-24.4% (Acad. Yr 06/07)	-24.0% (Acad. Yr 07/08)	-23.8% (Acad. Yr 08/09)	None Set	▼	N/A	Lower median quartile (08/09)	TBC
	NI 102b	Gap between pupils eligible for free school meals achieving 5 A*-C GCSEs (including English and Maths) and pupils ineligible achieving the same	21.2% (Acad. Yr 06/07)	22.6% (Acad. Yr 07/08)	21.6% (Acad. Yr 08/09)	None set	▲	N/A	Top quartile (08/09)	TBC
	NI 103a	Percentage of final statements of Special Education Needs (SEN) issued within 26 weeks excluding exception cases as a proportion of all such statements issued in the year	98% (08/09)	100% (09/10)	100% (Q1 10/11)	100% (10/11)	◀▶	<input checked="" type="checkbox"/>	None available	TBC (11/12)

LAA	Ref	Description	Past performance		Current performance		Trend	On target	Comparison(s)	Next target
			Baseline	Last	Actual	Target				
	NI 103b	Percentage of final statements of SEN issued within 26 weeks as a proportion of all such statements issued in the year	93% (08/09)	98.3% (09/10)	100% (Q1 10/11)	99% (10/11)	▲	<input checked="" type="checkbox"/>	None available	TBC (11/12)
	NI 104	Gap between pupils with Special Educational Needs achieving Level 4+ in English and Maths at Key Stage 2 and their peers	54.1% (Acad. Yr 06/07)	54.8% (Acad. Yr 07/08)	55% (Acad. Yr 08/09)	None set	▼	N/A	Bottom quartile (08/09)	TBC
	NI 105	Gap between pupils with Special Educational Needs achieving 5 A*-C GCSEs (including English and Maths) and their peers	35.0% (Acad. Yr 06/07)	38.0% (Acad. Yr 07/08)	38.6% (Acad. Yr 08/09)	37.2% (Acad. Yr 08/09)	▲	<input checked="" type="checkbox"/>	Top quartile (08/09)	TBC
	NI 106	Gap between pupils eligible for free school meals at 15 progressing to higher education aged 18/19 and pupils ineligible achieving the same	18% (Acad. Yr 06/07)	18% (Acad. Yr 06/07)	21% data available	N/A	N/A	N/A	Upper median quartile (06/07)	TBC
	NI 107a	Pupils from black and minority ethnic groups achieving Level 4+ in English and Maths at Key Stage 2 (White)	-1.4% (07/08)	-1.4% (07/08)	-4.3% (Q2 09/10)	N/A	▼	N/A	Bottom quartile (08/09)	TBC
	NI 107g	Pupils from black and minority ethnic groups achieving Level 4+ in English and Maths at Key Stage 2 (Mixed)	18.9% (07/08)	18.9% (07/08)	3.1% (08/09)	N/A	N/A	N/A	Bottom quartile (08/09)	6% (09/10)
	NI 107h	Pupils from black and minority ethnic groups achieving level 4+ in both English and Maths at Key Stage 2	-1.5% (07/08)	-1.5% (07/08)	-0.5% (08/09)	N/A	N/A	N/A	None available	TBC
	NI 108a	Pupils from black and minority ethnic groups achieving five A*-C GCSEs (including English and Maths) (White)	0.4 (07/08)	No data available	No data available	None set	N/A	N/A	Upper median quartile (08/09)	TBC
	NI 108g	Pupils from black and minority ethnic groups achieving five A*-C GCSEs (including English and Maths) (Mixed)	-9.0 (07/08)	No data available	No data available	None set	N/A	N/A	Bottom quartile (08/09)	TBC
	NI 108l	Pupils from black and minority ethnic groups achieving five A*-C GCSEs (including English and Maths) (Asian)	-3.1% (07/08)	+10.7% (Q3 09/10)	11.9% (09/10)	3.4% (09/10)	▲	<input checked="" type="checkbox"/>	Upper median quartile (07/08)	-0.6% (09/10)
	NI 108q	Pupils from black and minority ethnic groups achieving five A*-C GCSEs (including English and Maths) (Black)	-8.6% (12)	No data available	No data available	None set	N/A	N/A	Bottom quartile (08/09)	TBC
	NI 109	Delivery of Sure Start Children Centres	92% (12) (08/09)	92% (12) (08/09)	100% (13) (09/10)	100% (09/10)	▲	<input checked="" type="checkbox"/>	None available	100% (10/11)

LAA	Ref	Description	Past performance		Current performance		Trend	On target	Comparison(s)	Next target
			Baseline	Last	Actual	Target				
	NI 110	Year 10 pupils participating in positive group activities outside of school in last four weeks (TellUs Survey)	27.5% (07/08)	54.8% (08/09)	57.9% (09/10)	None set	▲	N/A	Bottom quartile (08/09)	Deleted
<input checked="" type="checkbox"/>	NI 111	First time entrants to the Youth Justice System aged 10-17	2680 (07/08)	2680 (07/08)	2390 (09/10)	2636 (09/10)	▲	<input checked="" type="checkbox"/>	Bottom quartile (08/09)	2520 (10/11)
<input checked="" type="checkbox"/>	NI 112	Change in rate of teenage conceptions per 1,000 girls aged 15-17 compared with 1998 baseline	-26% (2006)	-21.4% (2008)	-22.7% (Q1 2009)	-47% (2009)	▲	<input type="checkbox"/>	Bottom quartile (08/09)	TBC
	NI 113a	Population aged 15-24 screened for chlamydia	2.3 (Q1 08/09)	14.3% (Dec 09)	17.1% (09/10)	25% (09/10)	▲	<input type="checkbox"/>	Upper median quartile (08/09)	35% (10/11)
	NI 114	Pupils permanently excluded from school	0.18% (Acad. Yr 06/07)	0.16% (Acad. Yr 08/09)	0.09% (Q1 10/11)	0.13% (Acad. Yr 09/10)	▲	<input checked="" type="checkbox"/>	Lower median quartile (08/09)	TBC
<input checked="" type="checkbox"/>	NI 115	Young people frequently misusing drugs and/or alcohol (TellUs Survey)	9.2% (08/09)	10.2% (08/09)	12.1% (09/10)	9.1% (09/10)	▼	<input type="checkbox"/>	Upper median quartile (08/09)	Deleted
<input checked="" type="checkbox"/>	NI 116	Proportion of children who live in families in receipt of out of work benefits	32.2% (Acad. Yr 07/08)	32.2% (Acad. Yr 07/08)	No data available date TBC	None set	N/A	N/A	National average: 21.6% (Acad. Yr 06/07)	Maintain the gap between Middlesbrough and the NE
<input checked="" type="checkbox"/>	NI 117	16-18 year olds not in education, employment or training (NEET)	11.1% (Jan 2007)	10.5% (Dec 2008)	9.6% (Dec 2009)	9.8% (2009)	▲	<input checked="" type="checkbox"/>	Bottom quartile (08/09)	9.5% (09/10)
	NI 118	Working families receiving childcare element of Working Tax Credit	16.1% (06/07)	17% (07/08)	17% (08/09)	None set	◀▶	N/A	Lower median quartile (08/09)	16% (10/11)
	NI 147	Care leavers aged 19 in suitable accommodation	93.8% (08/09)	95.5% (09/10)	72.7% (Q1 10/11)	100% (10/11)	▼	<input type="checkbox"/>	Lower median quartile (08/09)	TBC
	NI 148	Care leavers aged 19 in education, employment or training	62.5% (08/09)	50% (09/10)	54.5% (Q1 10/11)	70% (10/11)	▲	<input type="checkbox"/>	Lower median quartile (08/09)	TBC
	NI 200	Applications for care and supervision orders where core assessment did not accompany the application	First measurement is 10/11				N/A	N/A	None available	TBC
<input checked="" type="checkbox"/>	L1	Learners completing a full apprenticeship framework	425 (07/08)	552 (08/09)	Not yet available	530 (09/10)	N/A	N/A	None available	565 (10/11)

Promoting adult health and well-being

LAA	Ref	Description	Past performance		Current performance		Trend	On target	Comparison(s)	Next target
			Baseline	Last	Actual	Target				
<input checked="" type="checkbox"/>	NI 008	Adults participating in sport and active recreation 30 minutes/3 days per week (Active People Survey)	20.68% (08/09)	20.68% (08/09)	19.7% (09/10)	22.0% (09/10)	▼	<input checked="" type="checkbox"/>	Lower median quartile (08/09)	23.3% (10/11)
<input checked="" type="checkbox"/>	NI 039	Alcohol related hospital admissions per 100,000 population	2427 (06/07)	2973 (09/10)	256 (Q1 10/11)	280 Q1 (10/11)	▼	<input checked="" type="checkbox"/>	Bottom quartile (08/09)	TBC
	NI 040	Change in numbers from the baseline year 2007/08 for Drug users recorded as being in effective treatment	1211 (07/08)	212 (Actual 1423) (08/09)	150 (Actual 1361) (09/10)	114 (Actual 1325) (09/10)	▼	<input checked="" type="checkbox"/>	Top quartile (08/09)	260 (Actual 1417) (10/11)
	NI 119	People who rated their health and wellbeing as good (Place Survey)	First measurement was 08/09		72.4% (08/09)	None set	N/A	N/A	Bottom quartile (08/09)	Survey postponed
	NI 120	Deaths from all causes per 100,000 population	725.5 (2007)	725.5 (2007)	693.93 (2008)	1366 (2008)	▲	<input checked="" type="checkbox"/>	Bottom quartile (08/09)	1276 (10/11)
	NI 120a	Deaths from all causes per 100,000 population (males)	628.08 (2007)	628.08 (2007)	603.49 (2008)	800 (2008)	▲	<input checked="" type="checkbox"/>	Bottom quartile (08/09)	752 (10/11)
	NI 120b	Deaths from all causes per 100,000 population (females)	837.83 (2007)	837.83 (2007)	789.23 (2008)	545 (2008)	▲	<input checked="" type="checkbox"/>	Bottom quartile (08/09)	524 (10/11)
<input checked="" type="checkbox"/>	NI 121	Deaths from all circulatory diseases at ages under 75 per 100,000 population	101.43 (2006)	109.64 (2007)	76.32 (2008)	91.18 (2008)	▲	<input checked="" type="checkbox"/>	Lower median quartile (08/09)	87.33 (2009)
<input checked="" type="checkbox"/>	NI 121a	Deaths from all circulatory diseases at ages under 75 per 100,000 population (females)	69.45 (2006)	75.51 (2007)	45.43 (2008)	None set	▲	N/A	Lower median quartile (08/09)	TBC
<input checked="" type="checkbox"/>	NI 121b	Deaths from all circulatory diseases at ages under 75 per 100,000 population (males)	135.81 (2006)	146.32 (2007)	108.99 (2008)	None set	▲	N/A	Lower median quartile (08/09)	TBC
	NI 122	Deaths from all cancers at ages under 75 per 100,000 population	153.53 (2006)	154.24 (2007)	139.6 (2008)	128 (2008)	▲	<input checked="" type="checkbox"/>	Bottom quartile (08/09)	126.3 (2010)
	NI 122a	Deaths from all cancers at ages under 75 per 100,000 population (females)	124.13 (2006)	143.89 (2007)	121.13 (2008)	None set	▲	N/A	Bottom quartile (08/09)	TBC
	NI 122b	Deaths from all cancers at ages under 75 per 100,000 population (males)	187.2 (2006)	165.99 (2007)	159.98 (2008)	None set	▲	N/A	Bottom quartile (08/09)	TBC

LAA	Ref	Description	Past performance		Current performance		Trend	On target	Comparison(s)	Next target
			Baseline	Last	Actual	Target				
<input checked="" type="checkbox"/>	NI 123	Self-reported 4-week smoking quitters per 100,000 population	1450 (06/07)	1356 (Mar. 10)	180 Q1 10/11)	325 Q1 1300 (10/11)	▼	<input checked="" type="checkbox"/>	Top quartile (08/09)	TBC
<input checked="" type="checkbox"/>	NI 124	People with a long-term condition who consider themselves to have enough support from local services (PCT patient survey)	75% (07/08)	75% (07/08)	86% (09/10)	76% (09/10)	▲	<input checked="" type="checkbox"/>	Lower median quartile (08/09)	77% (10/11)
	NI 125	People aged 65+ discharged from hospital for intermediate care/rehabilitation still living at home after three months	71.8% (08/09)	71.8% (08/09)	79.4% (09/10)	73% (09/10)	▲	<input checked="" type="checkbox"/>	Bottom quartile (08/09)	78% (10/11)
	NI 126	Women receiving services provided in the area who have seen a midwife or a maternity healthcare professional, for health and social care assessment of needs, risks and choices by 12 completed weeks of pregnancy	First measurement 09/10		96.4% (Q2 09/10)	80% (09/10)	N/A	<input checked="" type="checkbox"/>	None available	90% (10/11)
	NI 127	Self reported experience of social care users	First measurement 09/10		68.4% (09/10)	None set	N/A	N/A	None available	75% (10/11)
	NI 128	User reported measure of respect and dignity in their treatment	First measurement 09/10		90.6% (09/10)	None set	N/A	N/A	None available	92% (10/11)
	NI 129	Deaths occurring at home (domestic)	20 (2006)	22.3 (2007)	22.0% (2008)	None set	▼	N/A	Top quartile (08/09)	TBC (2010)
	NI 130	Social Care clients receiving Self Directed Support	312.3 / 100,000 (07/08)	7.2% (09/10)	8.0% (Q1 10/11)	9.5% (10/11)	▲	<input checked="" type="checkbox"/>	Top quartile (08/09)	10% (11/12)
	NI 131	Average weekly rate of delayed transfers of care from NHS hospitals per 100,000 population	5.4 (07/08)	11.09 (09/10)	8.4 (Q1 10/11)	15.0 (10/11)	▲	<input checked="" type="checkbox"/>	Top quartile (08/09)	TBC
	NI 132	Adult social care assessments completed within 28 calendar days	78.9% (06/07)	84.5% (09/10)	91.9% (Q1 10/11)	85.0% (10/11)	▲	<input checked="" type="checkbox"/>	Upper median quartile (08/09)	Deleted but retained locally 86%
	NI 133	Adult social care packages delivered within four weeks of assessment	90.1% (07/08)	90.8% (09/10)	98.9% (Q1 10/11)	92.0% (10/11)	▲	<input checked="" type="checkbox"/>	Upper median quartile (08/09)	Deleted but retained locally 92.5%
	NI 134	Emergency bed days (all ages)	99200 (06/07)	94472 (07/08)	78407 (Feb 09/10)	105410 (09/10)	▲	<input checked="" type="checkbox"/>	Bottom quartile (08/09)	TBC

LAA	Ref	Description	Past performance		Current performance		Trend	On target	Comparison(s)	Next target
			Baseline	Last	Actual	Target				
	NI 135	Carers receiving needs assessment or review and a specific carer's service, or advice and information as a percentage of people receiving community based services	25.4% (07/08)	29.8% (09/10)	2.6% (Q1 10/11)	30% (10/11)	▼	☒	Top quartile (08/09)	35% (11/12)
	NI 136	Adults supported to live independently through social services per 100,000 population	3823.08 (07/08)	4300 (09/10)	4133.90 (Q1 10/11)	4300 (10/11)	▼	☒	Top quartile (08/09)	44.5% (11/12)
	NI 137	Years of life expectancy spent in self-reported good health after age 65	11.1 Census (00/01)	11.1 Census (00/01)	Available Census (10/11)	None set	N/A	N/A	Bottom quartile (00/01)	TBC
	NI 138	People aged over 65 satisfied with both home and neighbourhood (Place Survey)	First measurement was 08/09		83.3% (08/09)	None set	N/A	N/A	Median (08/09)	Survey postponed
	NI 139	People who agree that older people receive the support they need to live independently at home (Place Survey)	First measurement was 08/09		36.3% (08/09)	None set	N/A	N/A	Top quartile (08/09)	Survey postponed
	NI 141	Vulnerable people moving from supported accommodation in a planned way to independent living	45.92 (08/09)	63.74% (09/10)	50.77% (Q1 10/11)	65.0% (10/11)	▼	☒	Bottom quartile (08/09)	67% (10/11)
	NI 142	Vulnerable people supported to maintain independent living	98.97 (08/09)	98.1% (09/10)	98.6% (Q1 10/11)	99.00% (10/11)	▲	☒	Lower median quartile (08/09)	TBC
	NI 145	Adult clients with learning disabilities in settled accommodation	69.5% (08/09)	69.4% (09/10)	70.7% (Q1 10/11)	71.5% (10/11)	▲	☒	Median (08/09)	72% (10/11)
☑	NI 146	Adult clients with learning disabilities in employment	7.5% (08/09)	8.9% (09/10)	8.8% (Q1 10/11)	10.5% (10/11)	▼	☒	Upper median quartile (08/09)	TBC
☑	NI 149	Adults receiving secondary mental health services in settled accommodation	83% (07/08)	53.8% (08/09)	85.3% (09/10)	84.0% (09/10)	▲	☑	Upper median quartile (08/09)	84% (10/11)
☑	NI 150	Adults receiving secondary mental health services in employment	6.0% (08/09)	6.0% (08/09)	5.5% (09/10)	None set	N/A	N/A	None available	TBC
☑	L2	Waiting time for major adaptations to accommodation (weeks)	27 weeks	11.4% (Q2 09/10)	12 weeks (09/10)	24.3 weeks (09/10)	▲	☑	None available	23.1 weeks (10/11)
☑	L4	Additional extra care housing	Identified site, funding and partners	Identified site, funding and partners	Meetings with developers	Procurement and Design	N/A	N/A	None available	15 add. homes (10/11)
	BV 56	Items of equipment delivered in seven days	78.3% (05/06)	93.9% (Q2: 09/10)	94.5% (09/10)	92.5% (09/10)	▲	☑	None available	93% (10/11)

Enhancing the local economy

LAA	Ref	Description	Past performance		Current performance		Trend	On target	Comparison(s)	Next target
			Baseline	Last	Actual	Target				
	NI 047	Annual change in average number of people killed or seriously injured in road traffic accidents	8.1% (05-07)	8.1% (05-07)	9.4% reduction (06-08)	4.8% (06-08)	▲	<input checked="" type="checkbox"/>	Top quartile (2008)	9.3% (10/11)
	NI 048	Annual change in average number of children under 16 killed or seriously injured in road traffic accidents	25% (05-07)	25% (05-07)	3.3% (06-08)	4.1% (06-08)	N/A	<input type="checkbox"/>	Lower median quartile (08/09)	TBC
	NI 151	Overall employment rate (working age)	67.2% (Oct 06 – Sept 07)	64.5% (Oct 08 to Sept 09)	64.5% (Oct 08 to Dec 09)	Reduce gap to NE av. to 5% (Oct 09/Sep 10)	◀▶	<input checked="" type="checkbox"/>	Bottom quartile (08/09)	TBC
	NI 152	Working age people on out of work benefits	20.8% (Four quarter av. Q1 07)	21.3% (Four quarter av. May 09)	21.8% Four quarter av. Q2 09)	Reduce gap to NE av. to 3.4% (Aug 09/May10)	▼	<input type="checkbox"/>	Bottom quartile (08/09)	TBC
<input checked="" type="checkbox"/>	NI 153	Working age people on out of work benefits in the worst performing neighbourhoods	33.5% (Four quarters May 07)	34.4% (Four quarter av. May 09)	34.4% (Q1 10/11)	28.5% (May 10)	◀▶	<input type="checkbox"/>	Bottom quartile (08/09)	TBC (11/12)
<input checked="" type="checkbox"/>	NI 154	Net additional homes provided in year	362 (07/08)	56 (09/10) 47 cml.	99 (Q1 10/11)	179 (10/11)	▲	<input checked="" type="checkbox"/>	Bottom quartile (08/09)	TBC (11/12)
	NI 155	Affordable homes delivered (gross)	110 (08/09)	182 (09/10)	38 (Q1 10/11)	170 (10/11)	▼	<input type="checkbox"/>	Lower median quartile (08/09)	TBC (11/12)
	NI 156	Number of households living in temporary accommodation in the final quarter of the year (snapshot)	6 (Q4 08/09)	2 (09/10)	6 (Q1 10/11)	18 (10/11)	▼	<input checked="" type="checkbox"/>	Top quartile (08/09)	TBC (11/12)
	NI 157a	Major planning applications determined within 13 weeks	100% (08/09)	86.00% (09/10)	33.33% (Q1 10/11)	86.5% (10/11)	▼	<input type="checkbox"/>	Top quartile (08/09)	TBC (11/12)
	NI 157b	Minor planning applications determined within eight weeks	95.9% (08/09)	88.20% (09/10)	92.68% (Q1 10/11)	85% (10/11)	▲	<input checked="" type="checkbox"/>	Top quartile (08/09)	TBC (11/12)
	NI 157c	Other planning applications determined within eight weeks	90.86% (08/09)	93.71% (09/10)	97.32% (Q1 10/11)	93% (10/11)	▲	<input checked="" type="checkbox"/>	Top quartile (08/09)	TBC (11/12)

LAA	Ref	Description	Past performance		Current performance		Trend	On target	Comparison(s)	Next target
			Baseline	Last	Actual	Target				
	NI 159	Supply of ready to develop housing sites	116 (08/09)	52.9% (09/10)	53.0% (Q1 10/11)	55.5% (10/11)	▲	<input type="checkbox"/>	Maximum level	TBC (11/12)
	NI 161	Level 1 qualifications in literacy (including ESOL) achieved	836 (06/07)	896 (07/08)	1315 (08/09)	None set	▲	N/A	Lower median quartile (08/09)	TBC
	NI 162	Entry Level qualifications in numeracy achieved	288 (06/07)	237 (07/08)	388 (08/09)	None set	▲	N/A	Lower median quartile (08/09)	TBC
<input checked="" type="checkbox"/>	NI 163	Working population aged 19+ qualified to Level 2 or above	67.8% (2006)	66.0 (2008)	2009 data available in July 2010	74.5% (09/10)	▼	N/A	Lower median quartile (08/09)	79.0% (2010)
	NI 164	Working population aged 19+ qualified to Level 3 or above	44.8% (2008)	44.8% (2008)		None set	N/A	N/A	Lower median quartile (08/09)	TBC
	NI 165	Working population aged 19+ qualified to Level 4 or above	20.9% (2008)	20.9% (2008)		None set	N/A	N/A	Bottom quartile (08/09)	TBC
	NI 166	Median earnings of employees in the area	£412.3 (08/09)	£412.3 (08/09)	£448.40 (09/10) Gap £12.20	Reduce gap from NE av. to £5.50 (09/10)	▲	<input checked="" type="checkbox"/>	Bottom quartile (08/09)	Reduce gap to NE av. to £5.00 (10/11)
	NI 167	Congestion – average journey time per mile during the morning peak	First measurement 09/10		2009 data available in July 2010	None set	N/A	N/A	None available	TBC
	NI 168	Principal roads where maintenance should be considered	4% (07/08)	1% (08/09)	1% (09/10)	1% (09/10)	▲	<input checked="" type="checkbox"/>	Top quartile (08/09)	1% (10/11)
	NI 169	Non-principal classified roads where maintenance should be considered	6% (07/08)	2% (08/09)	2% (09/10)	2% (09/10)	▲	<input checked="" type="checkbox"/>	Top quartile (08/09)	2% (10/11)
	NI 170	Previously developed land vacant or derelict for more than five years	0.78% (2008)	N/A	0.82% (2009)	None set	▲	N/A	Lower median quartile (08/09)	Deleted
<input checked="" type="checkbox"/>	NI 171	New business registrations per 10,000 population aged 16 and above	31.1 (02-07)	N/A	33.3 (2008)	31.6 (2009)	▲	<input checked="" type="checkbox"/>	Bottom quartile (08/09)	32.1 (2009)
	NI 172	Small businesses showing year-on-year employment growth	17.5% (2007)	16.2% (2008)	1.2% (Q1 09/10)	Maintain gap to NE figure at 0% (2009)	▼	<input type="checkbox"/>	Top quartile (08/09)	TBC
	NI 173	Incapacity benefits claimants moving from employment to IB in last four quarters	0.8% (2007)	0.9% (Sept. 08)	0.0% (Q1 2009)	Maintain gap to NE average 0% (2009)	▲	<input checked="" type="checkbox"/>	Bottom quartile (08/09)	TBC
	NI 174	Employers reporting skills gaps in their current workforce	22.0% (2007)	22.0% (2007)	23% (2009)	None set	▼	N/A	Bottom quartile (08/09)	Deleted

LAA	Ref	Description	Past performance		Current performance		Trend	On target	Comparison(s)	Next target
			Baseline	Last	Actual	Target				
	NI 175	Access to services and facilities by public transport, walking and cycling	First measurement 09/10		51% in 30m 99% in 60 m (09/10)	61% in 30m 100% in 60m (09/10)	N/A	<input checked="" type="checkbox"/>	None available	61% (10/11)
	NI 176	People aged 16-74 years with access to employment centres by public transport (and other specified modes)	87.05% (07/08)	80.0% (08/09)	80.0% (09/10)	None set	▼	N/A	Lower median quartile (08/09)	TBC
<input checked="" type="checkbox"/>	NI 177	Local bus passenger journeys originating in the authority area	10.386m (07/08)	10.386m (07/08)	10,631,722 (08/09)	10,278,000 (08/09)	▲	<input checked="" type="checkbox"/>	None available	10,062,000 (10/11)
	NI 178i	Bus Services Running on time: Percentage of non-frequent services on time	75% (08/09)	75% (08/09)	76% (09/10)	75% (09/10)	▲	<input checked="" type="checkbox"/>	None available	TBC
	NI 178ii	Bus Services Running on time: Excess waiting time of frequent services (number of minutes)	1.57 (08/09)	1.57 (08/09)	2.13 (09/10)	None set	▼	<input checked="" type="checkbox"/>	None available	TBC
	NI 182	Satisfaction of businesses with local authority regulation services	Not previously measured	85% (09/10)	86.4% (10/11)	83% (10/11)	▲	<input checked="" type="checkbox"/>	National Average: 1.78 (08/09)	TBC
	NI 183	Impact of local authority regulatory services on the fair trading environment	Not previously measured	3.03 (08/09)	2.87 (09/10)	3.03 (09/10)	▲	<input checked="" type="checkbox"/>	National Average: 79% (08/09)	Deleted
	NI 184	Food establishments in the area which are broadly compliant with food hygiene law	Not previously measured	93% (Q2 09/10)	96% (09/10)	91.1% (09/10)	◀▶	<input checked="" type="checkbox"/>	None available	Deleted
<input checked="" type="checkbox"/>	NI 187a	People receiving income based benefits living in homes with a low energy efficiency rating (SAP<35)	7% (08/09)	7% (08/09)	7% (09/10)	6.0% (09/10)	▼	<input checked="" type="checkbox"/>	Upper median quartile (08/09)	5% (10/11)
<input checked="" type="checkbox"/>	NI 187b	People receiving income based benefits living in homes with a high energy efficiency rating (SAP>65)	40% (08/09)	40% (08/09)	36% (09/10)	41.0% (09/10)	▼	<input checked="" type="checkbox"/>	Top quartile (08/09)	42% (10/11)
	NI 190	Achievement in meeting standards for the control system for animal health	First measurement 09/10		Level 2 (09/10)	Level 2 (09/10)	N/A	<input checked="" type="checkbox"/>	None available	Level 2 (10/11)
	NI 198a	Children traveling to school – mode of transport usually used. 5-10 years (car)	24.1% (08/09)	24.1% (08/09)	28.9% (09/10)	23.3% (09/10)	▼	<input checked="" type="checkbox"/>	None available	TBC
	NI 198b	Children traveling to school – mode of transport usually used. 5-10 years 11-16 years (car)	20.6% (08/09)	20.6% (08/09)	20.7% (09/10)	None set (09/10)	▼	N/A	None available	TBC
<input checked="" type="checkbox"/>	L3	Local residents who think Middlesbrough is improving (Biennial Neighbourhood Survey)	72 % (2007)	72 % (2007)	74% (2009)	74% (2009)	▲	<input checked="" type="checkbox"/>	None available	N/A

Securing environmental sustainability

LAA	Ref	Description	Past performance		Current performance		Trend	On target	Comparison(s)	Next target
			Baseline	Last	Actual	Target				
	NI 185	CO ² reduction from Local Authority operations	32775 (08/09)	32775 (08/09)	TBC July (09/10)	-1.5% pa (09/10)	N/A	N/A	None available	-1.5% (10/11)
	NI 186	Per capita reduction in CO ² emissions in the area	First measurement 09/10		+1.5% (09/10)	-1% (09/10)	◀▶	☒	Lower median quartile (08/09)	-2% (10/11)
☑	NI 188	Level of preparedness for climate change (Level 0-4)	Level 0 (07/08)	Level 2 (08/09)	Level 3 (09/10)	Level 3 (09/10)	▲	☑	Top quartile (08/09)	Level 4 (10/11)
	NI 189	Actions to implement flood and coastal erosion risk management plans undertaken satisfactorily	100% (08/09)	100% (08/09)	100% (09/10)	100% (09/10)	◀▶	☑	Top quartile (08/09)	100% (10/11)
☑	NI 191	Residual household waste collected per household	900kg (07/08)	776kg (e) (09/10)	204kg (Q1 10/11)	790kg (10/11)	▲	☑	Bottom quartile (08/09)	TBC (11/12)
☑	NI 192	Household waste sent for reuse, recycling, composting or anaerobic digestion	15.5% (07/08)	23.24% (e) (09/10)	25.90 (Q1 10/11)	26% (10/11)	▲	☒	Bottom quartile (08/09)	TBC (11/12)
	NI 193	Municipal waste landfilled	17.35 (07/08)	16.90% (09/10)	21.30% (Q1 10/11)	10% (10/11)	▼	☒	Top quartile (08/09)	TBC (11/12)
	NI 194	Reduction in Nox and primary PM10 emissions through local authority's estate and operations.	First measurement 09/10		Data available July	None set	N/A	N/A	None available	-1.5% (10/11)
☑	NI 195a	Land and highways with litter below an acceptable level	7% (08/09)	5% (09/10)	9% (Q1 10/11)	6.0% (10/11)	▼	☒	Lower median quartile (08/09)	TBC (11/12)
	NI 195b	Land and highways with detritus below an acceptable level	4% (08/09)	1% (09/10)	3% (Q1 10/11)	4.0% (10/11)	▲	☑	Top quartile (08/09)	TBC (11/12)
☑	NI 195c	Land and highways with graffiti below an acceptable level	2 (08/09)	1% (09/10)	1% (Q1 10/11)	4.0% (10/11)	▲	☑	Median (08/09)	TBC (11/12)
	NI 195d	Land and highways with fly-posting below an acceptable level	0 (08/09)	0% (09/10)	0% (Q1 10/11)	0% (10/11)	◀▶	☑	Top quartile (08/09)	TBC (11/12)
	NI 196	Fly-tipping incidents and enforcements (Level 4-1)	2 (08/09)	1 (09/10)	2 (Q1 10/11)	1 (10/11)	▼	☒	Top quartile (08/09)	Level 1 (10/11)
	NI 197	Local Sites where positive conservation management underway	35% (08/09)	35% (08/09)	35% (09/10)	45% (09/10)	◀▶	☒	Upper median quartile (08/09)	45% (09/10)

LAA	Ref	Description	Past performance		Current performance		Trend	On target	Comparison(s)	Next target
			Baseline	Last	Actual	Target				
	NI 199	Children and young people satisfied with parks and play areas (TellUs Survey)	41% (08/09)	41% (08/09)	46.3% (09/10)	None set	▲	N/A	Lower median quartile (08/09)	Deleted
<input checked="" type="checkbox"/>	L5	Local residents satisfied with parks and open spaces (Place Survey)	First measured 08/09		73% (08/09)	N/A	N/A	N/A	None available	80% (2010)

Fit for purpose





LAA	Ref	Description	Past performance		Current performance		Trend	On target	Comparison(s)	Next target
			Baseline	Last	Actual	Target				
	NI 014	Proportion of the Council's customer contacts that was avoidable	12.3% (08/09)	12.3% (08/09)	11.2% (09/10)	12.3% (09/10)	▲	<input checked="" type="checkbox"/>	Top quartile (08/09)	Deleted
	NI 140	Fair treatment by local services (Place Survey)	N/A	N/A	45.92 (08/09)	59% (08/09)	N/A	<input type="checkbox"/>	Upper median quartile (08/09)	Deleted
	NI 179	Value for money – total net value of ongoing cash-releasing value for money gains that have impacted since the start of the 2008/09 financial year (cumulative total, £000s)	9,025 (08/09)	N/A	17,040 (09/10)	10.904 (09/10)	▲	<input checked="" type="checkbox"/>	Top quartile (08/09)	18,414 (10/11)
	NI 180	Number of changes in circumstance which affect customers' HB/CTB entitlement within the year per 1,000 caseload	1372.6 (08/09)	1568 (Apr-Nov 09/10)	2402.5 (09/10)	2003 (09/10)	▲	<input checked="" type="checkbox"/>	Top quartile (08/09)	Deleted
	NI 181	Days taken to process Housing Benefit/Council Tax Benefit new claims and change events	11.07 (08/09)	9.7 (09/10)	15.37 (Q1 10/11)	13.5 (10/11)	▼	<input type="checkbox"/>	National average: 14.2 (Q2 09/10)	TBC (11/12)
	BV 002b	Score against duty to promote race equality	100% (08/09)	100% (09/10)	100% (Q1 10/11)	100% (09/10)	◀▶	<input checked="" type="checkbox"/>	None available	100% (10/11)
	BV 009	Council Tax collected in year	95.1% (08/09)	95.7% (09/10)	29.67% (Q1 10/11)	98.0% (09/10)	▲	<input type="checkbox"/>	None available	96.0% (10/11)
	BV 010	Business Rates collected in year	98.3% (08/09)	99.4% (09/10)	34.78% (Q1 10/11)	99.0% (10/11)	▲	<input checked="" type="checkbox"/>	None available	TBC (11/12)
	BV 011a	Top 5% of earners that are women	52.92% (08/09)	52.23% (09/10)	52.23% (Q1 10/11)	53.50% (10/11)	◀▶	<input type="checkbox"/>	None available	TBC (11/12)
	BV 011b	Top 5% of earners from BME communities	1.6% (08/09)	0.78% (09/10)	0.79% (Q1 10/11)	1.60% (10/11)	▲	<input type="checkbox"/>	None available	TBC (11/12)
	BV 011c	Top 5% of earners that are disabled	3.3% (08/09)	4.46% (09/10)	3.76% (Q1 10/11)	4.5% (10/11)	▼	<input type="checkbox"/>	None available	TBC (11/12)
	BV 012	Average days sickness absence per employee	9.3 days (08/09)	9.6 (09/10)	1.75 (Q1 10/11)	2.30 Q1 9.3 days (10/11)	▲	<input checked="" type="checkbox"/>	None available	TBC (11/12)
	BV 016a	Employees with a disability	2.6% (08/09)	2.92% (09/10)	2.83% (Q1 10/11)	2.7% (10/11)	▼	<input checked="" type="checkbox"/>	None available	TBC (11/12)

LAA	Ref	Description	Past performance		Current performance		Trend	On target	Comparison(s)	Next target
			Baseline	Last	Actual	Target				
	BV 017a	Employees from BME communities	2.7% (08/09)	2.91% (09/10)	2.98% (Q1 10/11)	2.95% (10/11)	▲	<input checked="" type="checkbox"/>	None available	TBC (11/12)
	BV 156	Council buildings accessible and suitable for disabled people	61.1% (08/09)	68.05% (09/10)	68.05% (Q1 10/11)	70% (10/11)	▲	<input checked="" type="checkbox"/>	None available	TBC (11/12)
	BV 78a	Number of days for processing new housing/council tax benefits claims.	20.7 days (08/09)	18.85 days (09/10)	24.2 days (Q110/11)	26 days (10/11)	▼	<input checked="" type="checkbox"/>	None available	TBC (11/12)
	BV 78b	Number of days for processing notification of changes of circumstances.	8.7 days (08/09)	7.97 days (09/10)	14.20 days (Q1 10/11)	9 days (10/11)	▼	<input type="checkbox"/>	None available	TBC (11/12)
	BV 79a	Cases for which the calculation of the amount of benefit due was correct on the basis of information available.	109 points (08/09)	153 points (09/10)	121 Points (Q1 10/11)	120 points (10/11)	▲	<input type="checkbox"/>	None available	TBC (11/12)
	KPI BP19	Percentage of recoverable overpayments for Housing Benefits and Council Tax	Not previously measured	35.84% (09/10)	35.84% (Q1 10/11)	None set	N/A	N/A	None available	TBC (11/12)
	Local Target	Proportion of invoices paid within 20 days.	Not previously measured	87.9% (09/10)	85.10% (Q1 10/11)	None set	N/A	N/A	None available	TBC (11/12)
	BV 174	Racial incidents recorded by the Council per 100,000 population	123.0 (08/09)	128.7 (09/10)	128.7 (09/10)	None set	N/A	N/A	None available	TBC (11/12)
	BV 175	Racial incidents reported to the Council resulting in further action	100% (08/09)	100% (09/10)	100% (09/10)	100% (10/11)	◀▶	<input checked="" type="checkbox"/>	None available	TBC (11/12)

COUNCIL'S PLANNED IMPROVEMENT ACTIONS 2010/11

Creating Safer Communities

Divert young people away from crime and Anti-Social Behaviour (ASB) and reduce the vulnerability of young people to prevent them becoming victims of crime.



Action Code	Action Title	On target?	Expected Outcome	Due Date	Latest Note
EN03	Reduce perceptions of anti-social behaviour in line with NI 17. Target to achieve a reduction of 2% in line with the national target of 25% (currently 26.9%)		Action on target	31 Mar 2011	Quarter One - Plan completed in Quarter 1. Consultation has taken place with various partners via the Responsible Authorities Group, Safer Neighbourhoods Sub Group & Stronger Communities Theme Group. Residents have also been consulted at the launch of the Community Crime Fighters Event. In addition, the plan will also be on the agenda at the Cluster Consultation Event on 14th July 2010.
EN04	Increase joint working with Trading Standards and Licensing to address alcohol related anti-social behaviour in hot spot locations.		Action on target	31 Mar 2011	Quarter One - Regular meetings have been developed to identify problem premises & under age sales. Premises identified at these meetings will form part of the joint operations between; Trading Standards, Neighbourhood Safety, Local Authority & Police Licensing Unit. In addition, Neighbourhood Safety are now represented at the quarterly Off Licence Forum. Operation Anvil was the first joint operation conducted in April (Whinney Banks).
EN05	Increase neighbourhood confidence and feeling of safety in line with the Government's 'Safe and Confident Neighbourhood' Strategy by monitoring and evaluating response to fly tips, graffiti and needles.		Action on target	31 Mar 2011	Quarter One - Monitoring and evaluation of this action is carried out on a weekly basis by the BDP Unit with service promises for the following; needles within 2 hours, fly tips within 24 hours, graffiti within 2 days unless offensive then 24 hours. All contribute towards achieving the outcomes of the strategy with targets of 100% in response times; the level of performance is between 98% and 100%.
SC03	Further develop Tier 4 pathways through peer mentoring and the provision of an accessible information resource.		Action on target	31 Mar 2011	Quarter One During the past 6 months one of our substance misuse services, CRi, have trained 13 peer mentors and they are in the process of running a second cohort of the training. Lindsay Bruce and Joanne Wilson are working jointly to fully integrate peer mentors into the entire care coordination system as well as Tier 4 pathways. In addition to this CRi have established an ITEP based group called "Moving Forwards" which focuses on setting and achieving significant life goals. Accessing

Action Code	Action Title	On target?	Expected Outcome	Due Date	Latest Note
					information resources is an integral part of this work.

Neighbourhood safety.

Reduce re-offending.



Reduce repeat victimisation.

Action Code	Action Title	On target?	Expected Outcome	Due Date	Latest Note
SC01	Ensure (VAWG) Violence against Women and Girls strategy is fully implemented within Middlesbrough		Action on target	31 Mar 2011	<p>Quarter One The Violence Against Women and Girls strategy was launched in 2009 by the Labour Government. This has now been archived and is to be replaced by the new Coalition Governments Violence Against Women Strategy. We are still awaiting the detail of the new strategy but we know that new measures will be in place by April 2011.</p> <p>In the meantime a Domestic Violence Strategy Group has been formed which is Chaired by the Acting Director of Social Care. A new Domestic Violence Strategy is to be prepared and the key actions will be commissioned by 31.03.11.</p> <p>Once progress is made in respect of Domestic Violence the Group will begin to focus on the wider Violence Against Women agenda.</p> <p>In addition to this the Safer Middlesbrough Partnership have created a Victims and Witness Steering Group that pulls together the key partners involved in Domestic Violence and Sexual Violence with other victim and witness leads.</p> <p>We are able to confirm that the recommendations within the Stern Report to tackle sexual violence have been adopted by the new coalition government and they are being delivered through the Teeswide Sexual Violence Steering Group.</p>
SC02	Improve processes for dealing with victimisation of vulnerable groups, including needs assessment for vulnerable groups, improved engagement with vulnerable people's services and the development of an action plan to address findings.		Action on target	31 Mar 2011	<p>Quarter One Over the last 6 months we have been developing the role and remit of the Repeat Victims Case group to address vulnerable victims of Anti Social Behaviour. This group is developing a risk assessment matrix to be adopted by partners that will include an assessment of vulnerability. Discussions have taken place with partners in</p>


Action Code	Action Title	On target?	Expected Outcome	Due Date	Latest Note
					<p>Social Care to identify the most appropriate lead to be represented on the group.</p> <p>The Hate Crime group have also been improving links with vulnerable people's services and putting actions in place to develop links. It has been organised for Inclusion North to train a number of key individuals from learning disability support/advocacy groups to go on and deliver disability hate crime awareness to others. This peer-led approach is considered best practice and an innovative approach.</p> <p>Also following on from an event instigated by Erimus Housing the 'Lessons Learnt Event' looking at issues of mental health SMP are organising a follow up partnership development meeting in September to look at the broader issues of vulnerable groups and how partners work together to address their needs. The feedback from this meeting will form the basis of an action plan to improve engagement.</p>




Creating stronger Communities

Empower local people to have a greater voice and influence over local decision-making and a greater role in public service delivery.



Action Code	Action Title	On target?	Expected Outcome	Due Date	Latest Note
RG01	Facilitate and support a varied range of 300 local formal consultation/engagement forums		Action on target	31 Mar 2011	Quarter One - 130 Local formal consultation/engagement forum facilitated and supported in Q1.
RG02	Facilitate 35 town-wide opportunities for involvement in practical projects		Action on target	31 Mar 2011	Quarter One - 21 town-wide opportunities facilitated in Q1.


Ensure that Middlesbrough is a cohesive and harmonious community where people from different backgrounds get on well together.

Action Code	Action Title	On target?	Expected Outcome	Due Date	Latest Note
RG04	Facilitate 30 projects/events/initiatives		Action on target	31 Mar 2011	Quarter One - 25 projects/events/initiatives facilitated.

Action Code	Action Title	On target?	Expected Outcome	Due Date	Latest Note
RG05	Implement the Middlesbrough Community Cohesion Action Plan		Action on target	31 Mar 2011	Quarter One - A report has now been taken to the Stronger Communities Action Group which met in July and the revised terms of reference have been accepted. The next step is to take the report to the LSP Executive Board which will meet in August, following which, the first meeting of the MCP steering group will take place in September. The action plan will be agreed and implemented by the group by March 2011.
RG06	Facilitate 60 town-wide events/activities		Action on target	31 Mar 2011	Quarter One - 39 town wide events/activities facilitated.
SMP	Prevent Action Plan		Action on target	31 Mar 2011	Quarter One Action ongoing and on target

Improve the quality of life for people in disadvantaged communities, with service providers being more responsive to diverse needs.

Action Code	Action Title	On target?	Expected Outcome	Due Date	Latest Note
EN01	Money Skills: Deliver a programme providing financial skills to vulnerable groups, with one course provided per quarter		Missing target	31 Mar 2011	Quarter One - All staff trained and each officer bar two have also assisted in a session led by a different organisation so that they have practical experience prior to commencing our programme. Various factors have prevented events taking place in Q1 however two events are now scheduled for 14 and 19 July with SureStart. These will bring us back on target within 3 weeks of Q2.
EN02	Actively encourage community engagement and increase resident involvement in their local area		Action on target	31 Mar 2011	Quarter One - <ul style="list-style-type: none"> - 1 makeover carried out - resident perception survey currently being drafted. Operation Cleansweep carried out in North Ormesby Ward in Q1. - Back Alley makeovers - 5 completed in Q1 - 15/4 ...Wake st/Hovingham st, part of Operation Cleansweep, financed by Neighbourhood Safety/16/4...Essex st/Harford st, financed by Newport neighbourhood centre/16/4... Essex st/Surrey st, financed by Newport neighbourhood centre/4/6.....Acton st/Woodlands road, financed by newport neighbourhood centre/4/6.....Byelands St/lothian road, financed by newport neighbourhood centre. - Planning application for Metz Bridge submitted in Q1 & consultation completed. Confirmation from HCA grant to be honoured subject to Planning Committee 13th August 2010. - Environment Community Council representatives now identified. Training session

Action Code	Action Title	On target?	Expected Outcome	Due Date	Latest Note
					held with reps & Neighbourhood Management on 21/5/10.
RG03	In consultation with residents and services refresh Neighbourhood Action Plans		Action on target	31 Mar 2011	Quarter One - Work on plans is progressing, on target to meet deadline.

Promote regeneration through culture, arts and learning by means of cultural activities that contribute to the quality of life and well-being of individuals and communities.

Action Code	Action Title	On target?	Expected Outcome	Due Date	Latest Note
RG08	Achieve a total attendance figure of 580,000		Action on target	31 Mar 2011	Quarter One - Culture, Tourism and events: 130,327 Museums and Galleries 82,872. Total: 213,199 (37% of overall target).
RG09	Ensure the sustainability of the service		Action on target	31 Mar 2011	Quarter One - Levered income = £125,000, WNF Company TSU = £80,000, WNF Gallery TS1 = £2000, Sage Gateshead Music Symposium = £2000 PRSF Music Live. 19% achieved in Q1.
RG10	Maintain library visitor numbers at 648,000		Missing target	31 Mar 2011	Quarter One - Visits for Q1 were 146,112 this is a reduction of 5,006 visitors (3%) on the same period last year. However, the service had 162,875 hits on its web pages during Q1, of which 3,153 were virtual transactions such as reservations, renewals and on-line joining which has a direct impact on actual visitor numbers.
RG11	Achieve 86% overall satisfaction		Action on target	31 Mar 2011	Quarter One - Preparations in place to conduct the survey in September 2010.
RG12	Introduce a new interpretation system for the Nelson Room		Action on target	31 Mar 2011	Quarter One - This is an IT project and development is underway
RG13	mima to work in partnership with the Royal College of Art		Action on target	31 Mar 2011	Quarter One - mima's Curatorial fellow is in post and will remain in post until the end of 2010/11


Support the development of an increasingly robust, optimistic and effective Voluntary and Community Sector.

Action Code	Action Title	On target?	Expected Outcome	Due Date	Latest Note
CF58	Develop a volunteering strategy and action plan to increase the number of people volunteering in the community.		Action on target	31 Mar 2011	Quarter One - Draft action plan complete.
CF59	Incorporate the implementation of the Middlesbrough Compact into the action plan for developing a thriving third sector.		Action on target	31 Mar 2011	Quarter One - Compact imbedded in the NI7 strategy and being reviewed through the corporate liaison group.
RG07	Recruit 50 new volunteers		Action on target	31 Mar 2011	Quarter One - 21 volunteers recruited during Q1.




Supporting Children and Young People

Achieve Economic Well-being.

Improve the achievements of young people aged 16 and over

Action Code	Action Title	On target?	Expected Outcome	Due Date	Latest Note
CF52	Continue to develop the 14 to 19 curriculum to meet individual learner need, reducing inequalities in outcomes for vulnerable groups. Increase Diploma recruitment and ensure that the same offer is made available to all learners across the LA.		Action on target	31 Mar 2011	<p>Quarter One Entitlement to Diplomas has been withdrawn by the new Government and the Diploma strategy is being modified accordingly. FL now expanded to incorporate most schools and is the curriculum being implemented at Ashdale for September 2010. Pilot results for Middlesbrough were very encouraging. Selected E2E providers now trained and running FL. Project to bridge leaving school and apprenticeships in its first cohort. Four learning pathways now being consolidated (as per DFE guidelines) with emphasis on good quality vocational qualifications and improved routes to apprenticeships. CAP progress has been slow as we work across the TV SRG. Funding restrictions may hamper progress next year. Individual learning plans now running effectively in all schools and the next target is to migrate these to the new RM platform from Sept. 2011. Prospectus and curriculum audit ongoing and work continues across the TV partnership</p>

Increase the proportion of young people aged 16 and over engaged in education, training and employment

Action Code	Action Title	On target?	Expected Outcome	Due Date	Latest Note
CF44	Deliver the September Guarantee and to increase the proportion of young people with a suitable offer of learning to 96%		Action on target	31 Mar 2011	Quarter One - September Guarantee Action Plan 1 and 2 completed in line with national guidance. Staff and partners briefed and working towards new target.
CF45	Implement the Pupil and Parent/Carer Guarantee.		Action on target	31 Mar 2011	Quarter One - Staff briefed on the Pupil and Parent Guarantee. Awaiting further guidance as to whether this guarantee will feature in the new coalition government's priorities.
CF46	Implement the new January Guarantee.		Action on target	31 Mar 2011	Quarter One - The January Guarantee 2010 was implemented. The January Guarantee 2011 will be implemented according to national guidance post November



Action Code	Action Title	On target?	Expected Outcome	Due Date	Latest Note
					2010.
CF47	Provide strong, personalised information and guidance support and track individual young people's outcomes rigorously to narrow the gap towards the national average for young people who are NEET. To achieve the local NEET stretch target of 9.5%		Action on target	31 Mar 2011	Quarter One - Agreed the 2010 –2011 caseloads for Personal Advisers. School based Personal Advisers have responsibility for NEETS from their schools. Increased the capacity proportionate to need of Personal Adviser support towards 16 – 18 year old NEET's to achieve the target. All young people have a named PA as per NEET reduction Strategy.
CF48	Work in partnership with schools and colleges to implement the information and guidance strategy, Quality Choice and Aspiration and the statutory guidance, Impartial Careers Education.		Action on target	31 Mar 2011	Quarter One - Joint training events have been held with all schools and colleges and Personal Advisers. New Partnership Agreements for 2010 –2011 will be based on the new Partnership Agreement Model within the IAG Strategy and in place by 30th September 2010. This will look at earlier intervention to break the cycle of NEET. Meetings have been held with Senior Management and Head Teachers to discuss, promote and plan implementation of the IAG Strategy and the ICE statutory guidance.
CF49	Mainstream the Working Neighbourhood Funded long-term NEET reduction project to sustain and absorb best practice. -		Action on target	31 Mar 2011	Quarter One - Best practice developed around young people who are long term NEET. The project has been integrated into Locality Teams and the work is on going.
CF51	Work with Connexions through the 14-19 Partnership to prepare for RPA and commission appropriate provision for those not engaging in EET to meet government schedule and targets		Action on target	31 Mar 2011	Quarter One - Participation strategy under consultation and due to be completed by October 2011. Re-evaluation of the role of the team is under way in the light of the changes to Government policy regarding post 16 funding.

Reduce the impact of poverty on children.


Action Code	Action Title	On target?	Expected Outcome	Due Date	Latest Note
CF53	Complete a comprehensive child poverty needs assessment to inform service planning and provision, improving access to services for the most disadvantaged young people.		Action on target	31 Mar 2011	Quarter One - Child Poverty Steering Group established. Work programme includes undertaking needs assessment, on schedule for completion by Nov. 2010.

Be Healthy.



Increase the number of new mothers who are breastfeeding

Action Code	Action Title	On target?	Expected Outcome	Due Date	Latest Note
CF06	Work with Middlesbrough and Redcar & Cleveland Community Services (primary care health trust) to promote, and increase the take up of, the UNICEF "Baby Friendly" accreditation.		Action on target	31 Mar 2011	Quarter One - Draft agreement with MRCCS discussed. To be completed by September 2010
CF07	Highlight the benefits of breastfeeding during breastfeeding awareness week in May to improve health outcomes for very young children.		Action Achieved	31 Mar 2011	Quarter One - Breastfeeding awareness campaign ran through Middlesbrough Children's Centres during May 2010

Increase the opportunities and services for children with disabilities.

Action Code	Action Title	On target?	Expected Outcome	Due Date	Latest Note
CF08	Develop a transitions database to support the work of the multi-agency Transitions team in identifying levels of need and improving service provision to support young people with disabilities.		Action on target	31 Mar 2011	Quarter One Data requirements agreed and initial system testing for data import complete. Data sources identified and first data collection exercise underway covering management information systems for children's social care, education and integrated youth services.

Tackle childhood obesity.

Action Code	Action Title	On target?	Expected Outcome	Due Date	Latest Note
CF01	Increase the number of sport and physical activity sessions offered during school summer holiday period from 40 to 50 to promote more active lifestyles and improve health outcomes for young people.		Action on target	31 Mar 2011	Quarter One Extended schools planned summer holiday programme includes 60 different physical activities including a range of sport and dance sessions.
CF02	Support schools in promoting physical activity and healthy lifestyles in line with the health and well-being		Action on target	31 Mar 2011	Quarter One The community health and wellbeing programme reached an additional 569 beneficiaries from April- June 2010.

Action Code	Action Title	On target?	Expected Outcome	Due Date	Latest Note
	programme funded by the Big Lottery fund				
CF03	Increase the number of schools involved in the Cooking Together programme for children and their parents from 12 to 20 to promote healthy eating habits and improve health outcomes for young people.	✔	Action Achieved	31 Mar 2011	Quarter One Twenty schools engaged in Cooking Together
CF04	Increase the number of schools and youth clubs running a Hoop-Hop club from 10 to 20 and organise a Hoop-Hop Festival targeting 100 participants to promote more active lifestyles and improve health outcomes for young people.	▶	Action on target	31 Mar 2011	Quarter One There are 18 hoop hop clubs. Hoop Hop Festival took place. Seven teams entered
CF05	Train 95% of school co-ordinators in the new enhanced Healthy School model, enabling schools to develop an outcomes-based model to support local priorities, including tackling obesity.	▶	Action on target	31 Mar 2011	Quarter One All schools have had the opportunity to participate in training for the first part of the new model. Cohort one have had the training for the targeted model. The other 2 cohorts will be trained in the autumn term.
RG37	mima to work in partnership with BALTIC	▶	Action on target	31 Mar 2011	Quarter One - mima has received external funding via the Balitc to realise our part of the project; 4 artists have been employed to carry out work in in schools in the summer term across the north east, and the work will be displayed in mima week beginning 27 September, with a joint launch for mima and Balitc, who will also have school work on display. We are on target to meet this aim.





Enjoy and Achieve.

Improve school attendance.


Action Code	Action Title	On target?	Expected Outcome	Due Date	Latest Note
CF31	Develop a team around a school approach to provide support for schools to help tackle attendance issues, with support packages developed t where problems have been identified addressing inequalities in outcomes.	▶	Action on target	31 Mar 2011	Quarter One Team around a school' approaches have been trialled around behaviour support in one primary school and around attendance in one secondary. Discussions about Team around a School are at SMT level.
CF32	Improve the targeted support and/or challenge	▶	Action on	31 Mar 2011	Quarter One Representatives from schools and from the EWO service have met to

Action Code	Action Title	On target?	Expected Outcome	Due Date	Latest Note
	provided for parents in tackling persistent absence by: · introducing a new referral pathway for poor/non-attendance to reduce the length of time taken for proceedings against parents to commence		target		formulate a new referral pathway, which will operate from September 2010. A package of support for PHSE based around risk taking/social norms is planned for the autumn term.

Improve the educational outcomes for pupils in all schools – raise standards in Key Stage 2.

Action Code	Action Title	On target?	Expected Outcome	Due Date	Latest Note
CF	Deliver the Primary Strategy for Change		Action on target	31 Mar 2011	Quarter One Strategy on target to be achieved.
CF19	Maximise the effective use of Middlesbrough's response to the World Class primary Programme with particular emphasis on schools below floor targets and schools where progress is slow or inconsistent		Action on target	31 Mar 2011	Quarter One The World Class Primary Programme was halted in the lead up to the election. It is not a feature of the new coalition governments plans. We worked with HTs to ensure that the plan was sustainable irrespective of who was elected. We, therefore, have a strategic plan for the coming academic year for our Primary and Primary/Special schools. No primary schools were below floor target this year at KS2 using 55%L4+ in both Eng and Maths as a benchmark.
CF20	Targeted and focused use of National Strategy programmes to ensure impact at school, classroom and individual levels, including targeted work to support vulnerable groups that are underperforming		Action on target	31 Mar 2011	Quarter One Successful outcomes in key intervention programmes such as Every Child Counts (ECC), Every Child a Reader (EcaR), Every Child a Talker (EcaT) and Every Child a Writer (ECaW). Successful outcomes too for the Communication, Literacy and Language Development (CLLD) work. Too early to assess the impact of the 1 to 1 tuition – data available by next term (Autumn 2010)
CF21	Introduction and delivery of quality standards to develop stronger management systems (SMS) in primary schools		Action on target	31 Mar 2011	Quarter One The Improving School Programme (ISP) evidences some good gains for targeted pupil groups. With the Strategies closing in March 2011 we wait to see whether the draft SMS ever materialises.




Improve the educational outcomes for pupils in all schools – raise standards in Key Stage 4.

Action Code	Action Title	On target?	Expected Outcome	Due Date	Latest Note
CF	Deliver the building schools for the future		Action on target	31 Mar 2011	Quarter One The Building Schools for the future programme is currently on target.



Action Code	Action Title	On target?	Expected Outcome	Due Date	Latest Note
CF22	Ensure the effectiveness of the National Challenge programme to raise their achievement at 5+ A-C including English and maths to at least 30% by the end of the 2010-11 including targeted work to support vulnerable groups that are underperforming.		Action on target	31 Mar 2011	Quarter One 2010 milestone predictions and National Challenge Adviser reports indicate that National Challenge schools are on target to achieve the 2011 target of 30%. Hall Garth has already reached the target in 2009 and the school predicts is that it will do so again in 2010. King's Manor is predicting 27% and Ormesby is predicting 28% for 2010.
CF23	Support local authority schools in the Gaining Ground project by increasing School Improvement Partner deployment, promoting partnership with a "good to great" school and providing targeted resources for improvement		Action on target	31 Mar 2011	Quarter One Trinity Catholic College is our Gaining Ground school and a partnership with St John's Catholic Technology College in Bishop Auckland has been in place for the last year. Although funding for this project was promised for two years we have yet to be informed if year 2 funding for 2010-11 will materialise. If funding does not continue the support will end.
CF24	Engage and target advisory teacher / AST support for core subjects so that KS4 results in English and maths improve further		Action on target	31 Mar 2011	Quarter One Due to anticipated funding cuts we do not now employ our own maths and English specialist. We have been able to maintain support to weaker schools through limited consultancy contracts but these will also end in March 2010 leaving no central support for maths and English. Due to the shortage of excellent maths teachers we have been unable to identify one for AST accreditation. Due to extensive restructuring at Hall Garth and King's Manor the two English ASTs have dedicated the majority of their outreach time to their own schools, which also happen to be National Challenge schools.
CF25	Restructure school improvement support to schools to develop an increased focus on assessment and pupil progress, including targeted work to support vulnerable groups that are underperforming		Action on target	31 Mar 2011	Quarter One We have replaced 4 subject based advisers with a general adviser 8-13 (assessment and progress) and a general adviser 14-19 (assessment, progress and curriculum). Our senior adviser (vulnerable children) has been tasked with setting up a virtual school for looked after children and extensive data is now held on their progress and attainment. Our provision for black and minority ethnic and Traveller children has been restructured into a BME/GRT Team which has improved management and flexibility of resource allocation. There is currently significant concern about the sustainability of this area of work due to impending cutbacks.




Improve the educational outcomes for pupils in all schools – raise standards in the early years.

Action Code	Action Title	On target?	Expected Outcome	Due Date	Latest Note
CF15	Communication, Language & Literacy (CLLD) support		Action on	31 Mar 2011	Quarter One Targetted settings have improved the percentage of pupils reaching

Action Code	Action Title	On target?	Expected Outcome	Due Date	Latest Note
	& Every Child a Talker (ECaT) support for targeted schools/settings to raise attainment in CLLD. .		target		age related expectations. EYFSP data is showing a 4% improvement in CLLD scores of 6+ . The ECaT support has enabled practitioners to develop their knowledge of language development and the need for quality interactions with children.
CF16	Targeted support for new CLLD Leads to drive programme in all schools to increase the number of children achieving the expected age related phonic phase.		Action on target	31 Mar 2011	Quarter One A higher percentage of children are achieving the expected age related phonic phase. 44% in Reception, 30% in Y1 and 66% in Y2
CF17	Moderation of 100% schools for EYFSP to ensure consistency and security of judgements particularly where children are scoring between 1 & 3 scale points across all aspects.		Action Achieved	31 Mar 2011	Quarter One Moderation completed for all schools. Reception teachers used a wide range of evidence to back up judgements. Judgements are more secure and therefore EYFSP data is more secure.
CF18	Early years consultants to work with targeted schools to improve the quality of provision and skills of EYFS Leaders in identifying and tracking under performing groups of pupil in order to raise attainment in EYFSP.		Action on target	31 Mar 2011	Quarter One EYFS leadership training followed by consultant support has enabled EYFS Leaders to use data more effectively to identify and track progress of all pupil groups, resulting in improved attainment at the end of EYFS.



Improve the educational outcomes for vulnerable groups of pupils – children looked after.



Action Code	Action Title	On target?	Expected Outcome	Due Date	Latest Note
CF26	Evaluate and update Middlesbrough's strategy for the education of looked after children to improve educational outcomes.		Action on target	31 Mar 2011	Quarter One Work is ongoing and closely linked to the developing vision for the structure and operation of the Virtual School for LAC. More detail will be available in the next quarter when the Virtual School itself will be operational and the wider implications of this understood by all professional who work with LAC.
CF27	Ensure that SIP include a focus on each looked after child and report against a set of questions which examine provision, ambition in targets and progress and the impact on any intervention strategies for LAC.		Action on target	31 Mar 2011	Quarter One The focus on improving the quality of provision for Looked After Children has been included in a number of meetings and training sessions this term. These include both primary and secondary school improvement teams. An update paper is being sent to externally employed school improvement partners this term so that they aware of the LAs focus on LAC and the development of the Virtual school. Similarly, a paper will be offered to the primary and secondary SIP team meetings at the start of the autumn term 2010, with a request to specifically include the achievement of LAC in the autumn term school visits. The need for the development

Action Code	Action Title	On target?	Expected Outcome	Due Date	Latest Note
					of the reporting format will be for the SIP managers to consider
CF28	Establish a pupil tracking system which allows regular teacher assessment and test information to be input so that the VSH can monitor progress of all LAC and target support and intervention strategies		Action on target	31 Mar 2011	Quarter One The LA already has attainment data on LAC which it collects through its statutory duties. This data is embedded and available in the MIS data management system. The ambition is to develop a LA tracking system which is updates termly with teacher assessment data so that a constant check on LAC progress can be made via the Virtual School. The LA MIS data team has developed a paper where it sets out the pre-requisites and actions required to create such a system. This is currently being offered as part of a wider consultation which will become an ongoing priority during the autumn term 2010
CF29	Ensure effective use of the personal education allowance and monitor the impact of 1:1 tuition for looked after children to address outcome inequalities.		Action on target	31 Mar 2011	Quarter One The LA has a newly formed Strategic Group for the coordination and management of 1:1 tuition and the Virtual School for LAC HT is a member of this group. This development, along with a focus on the PEP in the autumn term will enable close scrutiny of the impact of 1:1 over the next academic year.
CF30	Ensure that 14 – 19 progression routes for looked after children are both realistic and ambitious, taking into account the full range of options available and with a particular focus on the potential of apprenticeships and diplomas		Action on target	31 Mar 2011	Quarter One The choices that LAC students take during the journey through 14-19 will be a focus of evaluation and development during the next academic year. All professional who support he Virtual School for LAC and who have responsibilities across the 14-19 age range will play a key part.





Make a Positive Contribution.

Develop early intervention and preventative services that reduce the risk of children and young people engaging in unlawful activities.


Action Code	Action Title	On target?	Expected Outcome	Due Date	Latest Note
CF33	Implement a “triage” project in Middlesbrough, working with young people in the police custody suite to engage them in restorative justice interventions		Action not started	31 Mar 2011	Quarter One Due to ongoing implementation problems, this Project still does not have a start date and on this basis, both LAs, M'bro. and Redcar & Cleveland have decided to withdraw funding to this Project.
CF34	Improve the referral pathways to, and take up of, substance misuse support for young offenders with related problems		Action on target	31 Mar 2011	Quarter One Ongoing discussions with Substance Misuse providers, PLATFORM, have improved pathways and we are on track to reach target.

Action Code	Action Title	On target?	Expected Outcome	Due Date	Latest Note
CF35	Provide brief intervention training for all Youth Offending Service staff in Middlesbrough to improve the identification of, and response to, substance misuse issues amongst young offenders.		Action on target	31 Mar 2011	Quarter One Brief intervention training needs of staff are being addressed through the agreed route of the identification and training of Champions within the Service.
CF94	Redevelopment of the Custom House through myplace funding project into a world-class youth facility.		Action on target	31 Mar 2011	Quarter One Building work commenced June 2010.

Reduce alcohol and drug misuse

Action Code	Action Title	On target?	Expected Outcome	Due Date	Latest Note
CF39	Increase and improve the involvement of young people and parents / carers in the development of the treatment plan and the continual improvement of substance misuse services.		Action on target	31 Mar 2011	Quarter One A parents group and a young people's advisory group continues to meet.
CF40	Ensure the provision of high quality and effective substance misuse education in schools, colleges and informal settings.		Action on target	31 Mar 2011	Quarter One This continues as part of the main contract
CF41	Ensure that effective brief / tier 2 interventions are delivered to young people identified as in need of such interventions and that highly effective treatment pathways are in place.		Action on target	31 Mar 2011	Quarter One 4 training / consultation events took place during quarter 1 in relation to brief intervention. A rolling program of training is planned for quarters 3 and 4
CF42	Increase the coordination of intelligence led enforcement activity with support and treatment for young people who misuse substances.		Action on target	31 Mar 2011	Quarter One Work on this continues through the Drug and Alcohol Development Group

Reduce exclusions

Action Code	Action Title	On target?	Expected Outcome	Due Date	Latest Note
CF38	Review and revise the Fair Access Protocol in		Action on	31 Mar 2011	Quarter One Revised protocols have been approved by both the Primary and

Action Code	Action Title	On target?	Expected Outcome	Due Date	Latest Note
	consultation with schools.		target		Secondary Education Improvement Partnerships and adopted by the Schools Admission Forum on 23.06.10.

Reduce the number of conceptions amongst 15-17 year olds

Action Code	Action Title	On target?	Expected Outcome	Due Date	Latest Note
CF36	Increase the number of C-card outlets across Middlesbrough from 29 to 33.		Action on target	31 Mar 2011	Quarter One An additional 5 C-Card sites have been trained and come on line during quarter 1
CF37	Develop a social norms communication plan to deliver clear messages on actual levels of risk-taking behaviours to minimise misperceptions/exaggerated beliefs amongst young people.		Action on target	31 Mar 2011	Quarter One A steering Group has met on 2 occasions through the quarter and a communication plan has been partially developed

Stay Safe.


Improve the identification and tracking of children and young people missing from education.

Action Code	Action Title	On target?	Expected Outcome	Due Date	Latest Note
CF14	Identify the technology options for developing an on-line referral process with schools and other agencies for children considered at risk of going missing from education, to improve the targeting of support work		Action on target	31 Mar 2011	Quarter One Action ongoing

Strengthening local safeguarding arrangements.






Action Code	Action Title	On target?	Expected Outcome	Due Date	Latest Note
CF09	Strengthen the front of house arrangements for children's social care by developing a multi-disciplinary team to act as the first point of contact to: -		Action on target	31 Mar 2011	Quarter One The Front of House arrangements are currently being reviewed, negotiations re staffing will take place in late July and a paper will be prepared for SMT
CF10	Improve the quality of support provided to families by increasing the use family group conferences.		Action on target	31 Mar 2011	Quarter One A FGC Co-ordinator has been appointed; the first FGC has been scheduled.

Strengthening local safeguarding arrangements.

Action Code	Action Title	On target?	Expected Outcome	Due Date	Latest Note
CF11	Strengthen local arrangements for the delivery of the Common Assessment Framework to improve early interventions, reducing the number of looked after children and children subject to a child protection plan.		Action on target	31 Mar 2011	Quarter One Through liaison with the E & A Team, the referral form has been amended to allow a smoother transition from Social Care referrals that are NFA'd to the CAF process. Briefings are being delivered to Social Care Teams to explain CAF and highlight the opportunity for continued support following social worker involvement in order to prevent further CIN and CP referrals. Briefings and training are being rolled out to ensure all professionals in all sectors who work with families are aware of the CAF and thresholds of support to encourage early intervention.

Promoting adult Health and Well-being, Tackling Exclusion and Promoting Equality









Ensure that the gap is closed between levels of health of Middlesbrough residents and the national average, as well as the gap between priority neighbourhoods and the Middlesbrough average.

Action Code	Action Title	On target?	Expected Outcome	Due Date	Latest Note
EN06	East Middlesbrough Pitch Provision Artificial Turf Pitch (ATP) replacement at Southlands Leisure Centre and replacement of grass pitches at Unity City Academy.		Action on target	31 Dec 2010	Quarter One - Negotiations are on-going with UCA and Football Foundation about how the grant will be managed. Next meeting week commencing 19th July 2010
EN07	Develop policy relating to Department of Culture, Media and Sport free swimming funding (funding ceases March 2011).		Missing target	31 Dec 2010	Quarter One - Grant cut July 2010. Executive decision July 2010 to cease provision for over 60's from 31st July and for under 16's from 31st August using PCT funding.
EN08	Host a number of health related events which encourage community participation.		Action on target	30 Sep 2010	Quarter One - 5k Road Race and 2k Fun run held in Town Centre May 16th 2010.
EN09	Redevelopment of Changing Village at the Rainbow Leisure Centre		Action on target	31 Mar 2011	Quarter One - Meeting with Corporate Asset Manager in July 2010. Still predicted to finish on schedule assuming capital allocation still available.
EN10	Complete the Middlesbrough Healthy Town programme, producing quarterly performance reports to Programme Board delivering 38 projects running throughout 2010/11.		Action on target	31 Mar 2011	<p>Quarter One - Work has started on developing an exit / continuation strategy for the 38 projects which is due to go to CMT in September. Confirmation is awaited that the Dept of Health will commit all funding on the agreed work programme having regard to reviews by new government. Discussions continue with the evaluator (Durham University) to ensure that a robust evaluation is completed by March 2011 even though most projects last until March 2011. Recent application from evaluator for more funding was not approved. We are clarifying the expectations of DoH on any evaluation post 2010/11 after programme ends.</p> <ul style="list-style-type: none"> - Incentivised bike schemes on target with 749 children and 450 employees engaged in training to date. - Hemlington allotments complete. - Prissick Cycle track awaits decision on grant from BCF - all matched funding in place. Planning consent given and all design work complete. Provided BCF grant approved in July - then December completion date is realistic. Discussions with BCF

Action Code	Action Title	On target?	Expected Outcome	Due Date	Latest Note
					over last year indicated that they would match fund but national economic position may influence final outcome. - All other schemes on target next quarterly performance report to Programme Board is 19/7/10. - Work is continuing on Healthy Towns, there is no indication that the grant will cease.
EN11	Produce a Food Sustainability Action Plan for Middlesbrough in partnership with Middlesbrough Environment City and NHS Middlesbrough		Action on target	31 Dec 2010	Quarter One - Consultation draft has been issued to key stakeholders. Formal group will be set up by year end. Decision to leave Forum for the Future as a budget saving will impact on technical input but expect to meet target deadlines. Action Plan is a healthy town activity in the work programme agreed to DoH.
SC18	Reducing levels of unemployment amongst alcohol users in treatment by improving referral and take up rates of clients from the 'Support for Change' programme		Action on target	31 Mar 2011	Quarter One Employment forum held at TAD centre with over 90 people attending. Employment action plan now developed that will be led by Support for Change
SC19	Establish an Alcohol Early Implementers Steering Group, including representation from the Acute Trust and improve carers profile in line with the Carers Strategy		Action on target	31 Mar 2011	Quarter One A group has been set up to look at those alcohol users who are admitted to hospital most frequently, there is also an alcohol steering group chaired by Peter Heywood that is now well established. Families first are leading on the carers strategy for drug/alcohol use and are now seeing an increase in carer representatives and carer support systems

Ensure that, when people fall ill, they receive safe and effective services, when and where they need help and are empowered in their choice.

Action Code	Action Title	On target?	Expected Outcome	Due Date	Latest Note
RG38	Continue the provision of mobile working		Action on target	31 Mar 2011	Quarter One - Mobile working has contributed to the delivery of adaptations as it enables easier access to services/information whilst in the clients home. The current waiting time for major adaptations is 7 weeks.
RG39	Work in partnership with service providers		Action on target	31 Mar 2011	Quarter One - The Agency are continuously reviewing the provision of minor adaptations and are working with other partners, including RSL's to improve delivery. The current delivery time is 99%.
SC09	Introduce user led quality assessments of enablement		Action on	31 Mar 2011	Quarter One Consideration is being given to the design of the quality assessment








Action Code	Action Title	On target?	Expected Outcome	Due Date	Latest Note
	and support services and non-older person's residential care		target		process and potential inclusion of reach standards for enablement and support. Further consideration will need to be given to any financial incentives linked to quality and price
SC10	Implement arrangements to create access to Universal Information, Advice and Advocacy		Action on target	31 Mar 2011	Quarter One Plans in place to complete the strategy
SC11	Develop Commissioning plans for all client groups (older people, physical disabilities, learning disabilities, mental health) which include approaches to increasing early intervention/preventative services		Action on target	31 Aug 2010	Quarter One Plans in final stages of production
SC12	Ensure carers remain engaged in planning and development of key priorities to ensure actions are designed based on a sound understanding of their needs		Action on target	31 Mar 2011	Quarter One The Carers Network continues to feed directly into the Carer Partnership via Carers representation
SC13	Implement the agreed priorities in the Carers Strategy Action Plan 2009		Action on target	31 Mar 2011	Quarter One Work to deliver these priorities remains on target
SC14	Improve access to a range of carers support and improve respite and personalised support		Action on target	31 Mar 2011	Quarter One The Carers Outreach Service has been in place since June 2010
SC15	Implement the multi agency action plan to deliver the National Dementia Strategy objectives		Action on target	31 Mar 2012	Quarter One The National Dementia Action Plan was agreed and reported prior to 31 March 2010.
SC16	Develop Community Stroke rehabilitation services in partnership with NHS organisations		Not on target - To be completed by end of the year	31 Mar 2011	Quarter One Partially Complete. Plans are in place in terms of requirements. Changes in funding arrangements have meant that no recurrent funding is available. New service development is now on hold.
SC17	Develop contingency plans to deal with ending of Stroke Grant in March 2011 in partnership with the PCT		Action on target	31 Mar 2011	Quarter One The Department is currently undertaking an analysis of all posts funded by long term grants.

Help promote health, well-being, independence, inclusion and choice.

Action Code	Action Title	On target?	Expected Outcome	Due Date	Latest Note
SC04	Implement telecare/telehealth projects and monitor outcomes to help people with a disability remain in their homes for longer		Action on target	31 Mar 2011	Quarter One A number of telecare and telehealth projects have commenced. Outcomes of these will be monitored throughout the year.
SC05	Extend the availability of Personal Budgets to all client groups with 30% of eligible users being in receipt of a Personal Budget		Action on target	31 Mar 2011	Quarter One Currently 22% of eligible services users have completed necessary documentation
SC06	Establish Local Area Co-ordination within two wards and evaluate the impact on the new way of working.		Action on target	31 Mar 2011	Quarter One Local Area Co-ordination Development Manager in place, two Local Area Co-ordinators recruited & commence on 19 th July 2010. Evaluation framework developed & will go to tender during July 2010. -
SC07	Increase the number of young people in transition offered person-centred planning or self-directed support from 9 to 15, through the implementation of the Transitions Team.		Action on target	31 Mar 2011	Quarter One 16 young people are in receipt of a person centred plan and work to increase this is ongoing.
SC08	Introduce personal budgets for carers as part of the Personal Budget Implementation Plan		Action on target	31 Mar 2011	Quarter One Currently assessing operational and financial implications

Improve the quality of life for vulnerable people living in Middlesbrough.



Action Code	Action Title	On target?	Expected Outcome	Due Date	Latest Note
SC20	Establish a performance framework for the Tees-wide Safeguarding Adults Board which includes key outcome measures to provide greater protection for vulnerable adults.		Not on target - To be completed by end of the year	31 Mar 2011	Quarter One Partially Complete. The Business Manager supporting the Teesside Safeguarding Vulnerable Adults Board commenced work July 2010. This priority will be addressed in the Business Plan for the Board
SC21	Audit the delivery of agreed safeguarding training programmes across public and independent sector agencies.		Not on target - To be completed by end of the	31 Mar 2011	Quarter One Partially Complete. This priority is incorporated into the CQC Inspection action plan.

Action Code	Action Title	On target?	Expected Outcome	Due Date	Latest Note
			year		
SC22	Develop a public awareness strategy for safeguarding vulnerable adults		Not on target - To be completed by end of the year	31 Mar 2011	Quarter One Partially Complete. This priority is incorporated into the CQC Inspection action plan.
SC23	Implement agreed actions plans following Serious Case reviews in Safeguarding Vulnerable Adults		Not on target - To be completed by end of the year	31 Mar 2011	Quarter One Ongoing. The Executive Summaries for 2 Serious Case Reviews have been circulated to all partners via the Teeswide Safeguarding Vulnerable Adults Board. Work to implement the associated action plan is ongoing.
SC24	In order to secure safe medication management in care provision, support the delivery of competency-based training.		Action on target	31 Mar 2011	Quarter One –Medication strategy being reviewed and support for training is available
SC25	Create new product lines and secure new business at Ayresome Industries, to increase the number of disabled people employed.		Missing target	31 Mar 2011	Quarter One Economic climate is proving a far greater barrier than ever anticipated
SC26	Work with the Employment Service to increase the number of people with substance-misuse problems supported into and maintaining work for at least 13 weeks from 12 to 24.		Missing target	31 Mar 2011	Quarter One Only 2 people have been able to find work during Q1, it is being made difficult by the current economic climate
SC27	Amalgamate community and home to school transport services and improve services		Action on target	31 Mar 2011	Quarter One On target. New joint management structure populated July 2010
SC28	Introduce less restrictive access criteria for Community Transport and a more equitable contribution policy		Action Achieved	31 Mar 2011	Quarter One Policy approved by Executive, implementation commenced


Enhancing the Local Economy

Facilitate a housing offer that provides the quality and choice required to meet the needs of the community, and support future economic growth.



Ensure that the type and mix of new housing provides choice.

Action Code	Action Title	On target?	Expected Outcome	Due Date	Latest Note
RG32	Develop a number of housing schemes		Action on target	31 Mar 2011	Quarter One - New HCA funding allocations made in respect of Roworth Road (Erimus), Single Key (Stonham), Rainham Close Women's Refuge (Endeavour). For progress on previous HCA allocations see NI 155
RG33	Work in partnership with Private Sector Developers		Action on target	31 Mar 2011	Quarter One - Kickstart and HomeBuy Direct products are helping to maintain build momentum at St. Cuthberts Mews, Trinity Gdns, Acklam Green and Parkside Gdns.

Improve and maintain existing housing.


Action Code	Action Title	On target?	Expected Outcome	Due Date	Latest Note
RG34	Prepare and consult on a Private Rented Sector Housing Strategy		Action on target	31 Mar 2011	Quarter One - Study into the PRS in Middlesbrough commissioned from Nathaniel Lichfield and Partners, which will form the basis of the strategy, will be completed August 2010.

Rejuvenate the housing stock.





Action Code	Action Title	On target?	Expected Outcome	Due Date	Latest Note
RG30	Work in partnership with the Homes and Communities Agency		Action on target	31 Mar 2011	Quarter One - The change of Government and subsequent budgetary uncertainty has delayed the HCA project approval process until after the CSR. A report will shortly be presented to CMT/Executive clarifying the current position.
RG31	Review the Core Strategy		Action on target	31 Mar 2011	Quarter One - A draft timetable has been prepared for the review, with proposed adoption in Q2 of 2012.

Promote economic vitality.


Change attitudes by promoting Middlesbrough's success.

Action Code	Action Title	On target?	Expected Outcome	Due Date	Latest Note
RG25	Tour exhibitions initiated by mima		Action Achieved	31 Mar 2011	Quarter One - The Ellsworth Kelly exhibition was taken to the Hugh Lane Gallery in Dublin, and the Gerhard Richter exhibition was taken to the Drawing Centre in New York.

Ensure that local people have appropriate skills and can access jobs and opportunities.

Action Code	Action Title	On target?	Expected Outcome	Due Date	Latest Note
EN15	Implement recommendations of Taxi Rank and Vehicle Review Report		Missing target	31 Mar 2011	Quarter One - The final taxi report was delayed due to difficulties in obtaining agreement with the trade on the report's recommendations. Therefore the final report will be produced by mid July, and it is proposed that the work plan drawn up and reported to the Executive Member by the end of September.
RG22	Maintain the Local Employment Strategy		Missing target	31 Mar 2011	Quarter One - Gap has widened and is currently at 1.4%, gap was 1.1% at this point last year. This is largely due to the closure of Garland's Call Centres in Middlesbrough and Hartlepool.
RG23	Engage residents, particularly those furthest from the labour market		Action on target	31 Mar 2011	Quarter One - 328 job seekers engaged.
RG24	Assist local people from priority neighbourhoods into jobs		Action on target	31 Mar 2011	Quarter One - 186 people assisted into work

Establish the physical environment and infrastructure that encourages and supports economic vitality.

Action Code	Action Title	On target?	Expected Outcome	Due Date	Latest Note
RG14	Prepare and consult on the Greater Middlehaven Supplementary Planning Document		Action on target	31 Mar 2011	Quarter One - Appoint new masterplanners in Q2; workshops with stakeholders to explore options also set to take place in Q2.

Establish the physical environment and infrastructure that encourages and supports economic vitality.

Action Code	Action Title	On target?	Expected Outcome	Due Date	Latest Note
RG15	Develop a delivery programme, with partners, for the Grove Hill Area to commence implementation of the proposals agreed through the Area Regeneration Framework		Action on target	31 Mar 2011	Quarter 1 - Although the first 'draft' of the final report is not yet complete, work is ongoing and a number of documents have been produced linked to this commission. Target deadline will be met.
RG16	Re-examine the Hemlington Grange Masterplan		Action on target	31 Mar 2011	Quarter One - Consultants are continuing to progress work on producing a revised masterplan and other technical work as part of the Gresham/Hemlington Economic Appraisal work.

Promote regeneration through flagship cultural projects that act as economic drivers.

Action Code	Action Title	On target?	Expected Outcome	Due Date	Latest Note
RG26	Hold a second literary festival		Action on target	03 Mar 2011	Quarter One - Programme in place. Events running from 19th June to 31st July.
RG27	Increase the number of work opportunities		Action Achieved	31 Mar 2011	Quarter One: Theatre = 182 Events = 721 Town Hall = 682 Arts Development = 1,159 Total in Q1 = 2,744 Target will be revised, to be reported at Q2.
RG28	Increase new audience members		Action on target	31 Mar 2011	Quarter One - In progress. Major impact will happen in Q3.
RG29	Deliver a programme of exhibitions		Action on target	03 Mar 2011	Quarter One - Programme underway and on target

Provide business support that encourages more businesses to set up, locate and grow here.


Action Code	Action Title	On target?	Expected Outcome	Due Date	Latest Note
EN12	Formulate, execute and evaluate a campaign to		Action on	31 Mar 2011	Quarter One - Team fed into the North of England Illicit tobacco campaign which

Action Code	Action Title	On target?	Expected Outcome	Due Date	Latest Note
	harden community attitudes towards the selling of illicit tobacco		target		was launched on 21 June. Meetings with street wardens and police to distribute fact packs associated with this campaign and promote intelligence exchange. Meeting with HMRC to discuss mutual targets and tactics. A total of 2 test purchase operations undertaken in Q1.
EN13	Carry out 320 debt counselling sessions and attend 4 community events to promote the Money Advice Service		Action on target	31 Mar 2011	Quarter One - 4 community events attended. 87 debt counselling sessions carried out.
EN14	Review and publication of the refresh of the Licensing Act 2003		Action on target	31 Jan 2011	Quarter One - First draft produced in June 2010. Going to Executive 20th July 2010.
RG17	Engage 550 businesses through a range of measures		Action on target	31 Mar 2011	Quarter One - 119 businesses engaged - in line with previous years performance at this stage of the year.
RG18	Assist 360 businesses through a range of measures		Action on target	31 Mar 2011	Quarter One - 60 businesses assisted - in line with previous years performance at this stage of the year.
RG19	Establish and attract 75 new businesses through a range of measures		Action on target	31 Mar 2011	Quarter One - 15 new businesses created - in line with previous years performance at this stage of the year.
RG20	Create/attract 280 new jobs through a range of measures		Action on target	31 Mar 2011	Quarter One - Monitoring now aligned with ERDF monitoring process, so Q1 results not yet available. No concerns over numbers at this stage, as grant awards are in line with previous years.
RG21	Pilot new ways of delivering and funding business support		Action on target	31 Mar 2011	Quarter One - Discussions ongoing with NEEIC, but they are now facing potential abolishment. Difference Engine Cycle 1 completed successfully at Boho.






Provide a transport network that meets the needs of a town on its way up.

Avoid congestion.


Action Code	Action Title	On target?	Expected Outcome	Due Date	Latest Note
EN21	Procure and implement an Urban Traffic Management and Control system including a new car park guidance system (subject to DfT funding)		Action on target	31 Mar 2011	Quarter One - PQQ (Pre Qualification Questionnaire) for common database due to be returned 16/07/09. Implement core systems on target.


Action Code	Action Title	On target?	Expected Outcome	Due Date	Latest Note
EN22	Undertake transport corridor reviews to seek improved flow for all highway users		Action on target	31 Mar 2011	Quarter One - no actions required for Quarter One. However discussions held with clusters regarding Highway maintenance and 20mph zones.

Improve access to work and important services.


Action Code	Action Title	On target ?	Expected Outcome	Due Date	Latest Note
EN16	Submit the Phase 2 HLF bid for funding for the Transporter Bridge Centenary		Action on target	30 Sep 2010	Quarter One - Working group set up and tasks allotted to individuals. Consultant's appointed to develop design elements (Arup and Headland Design).
EN17	Develop and consult upon the Third Local Transport Plan to cover the period 2012-17		Action on target	31 Mar 2011	Quarter One - Initial consultation undertaken on the Mayor's Transport Strategy. Awaiting returns from Voiceover panel.
EN18	Implement Year 1 Actions from the Workplace Travel Plan for Middlesbrough Council		Action on target	31 Oct 2010	Quarter One - Bike to work scheme implemented April 2010. Healthy Towns Incentivised Bike Scheme launched in April 2010. Training scheduled to take place July 2010. Online journey planner on target. Current financial climate may dictate priorities regarding sustainable travel discounts scheme. However, essential car user review may have an impact.
EN19	Progress East Middlesbrough Transport Corridor		Missing target	31 Jul 2010	Quarter One - The timetable has been delayed due to Redcar & Cleveland Development Plan timetable being delayed. A delivery feasibility study has been completed as well as an alternative options modelling report.
EN20	Investigate the adoption of TMA (Traffic Management Act) 2004 powers to enforce parking at dropped pavement crossings and double parking		Action on target	30 Nov 2010	Quarter One - Discussions with other NE Authorities to establish current best practise carried out. In-house Briefing to be arranged for new enforcement powers.

Improve public transport.



Action Code	Action Title	On target?	Expected Outcome	Due Date	Latest Note
EN23	Commence implementation of Middlesbrough's element of the Connect Tees Valley Bus Network Improvement Scheme. The first year of the four year programme will focus on Marton Road and improvements to the bus station (subject to DfT		Action on target	31 Mar 2011	Quarter One - Marton Road junctions work are now underway. Initial consultations on Bus station commenced. Funding currently being re-profiled with the DfT, this may impact on the programme.

Action Code	Action Title	On target?	Expected Outcome	Due Date	Latest Note
	funding)				
EN24	Assist Network Rail with improvements at Middlesbrough Station and James Cook Hospital, as part of the Tees Valley Metro Proposals		Action on target	31 Mar 2011	Quarter One - PID produced. Project funding still in place for initial design work. AMY Consultants appointed to carry out the design work, due to be completed January 2011.

Improve road safety.

Action Code	Action Title	On target?	Expected Outcome	Due Date	Latest Note
EN25	Introduce a residents parking scheme in Beechwood		Action on target	30 Sep 2010	Quarter One - Consultation completed, subject to objections. Scheme designed. TRO in preparation advertised August - likely to be completed in October 2010.

Increase use of cycling and walking.


Action Code	Action Title	On target?	Expected Outcome	Due Date	Latest Note
EN26	Develop a cycleway improvement programme linked to the new Local Transport Plan, which will encourage increased levels of cycling within schools, colleges and workplaces		Action not started	31 Mar 2011	Quarter One - this action has not commenced as yet.
EN27	Introduce a Borough wide programme of 20mph speed limit initiatives		Action on target	31 Mar 2011	Quarter One - Consultant (Atkins) appointed in February 2010. Feasibility Study underway, with Final Report due for publication in July 2010. The primary funding source will be the LTP, although cuts in the Council's allocation for 2010/11 and the likelihood of lower funding settlements in future years will affect the rate of rollout of the programme. Initial consultation has already commenced, with the principle of area-wide 20 mph speed limits endorsed by the majority of those attending a meeting of the Community Council Cluster Groups held on 17 May 2010.

Securing Environmental Sustainability





Develop a high-quality network of public realm, open space and parks to serve the needs of the community.

Action Code	Action Title	On target?	Expected Outcome	Due Date	Latest Note
EN29	Design and oversee the construction and renovation of 8 'Play Builder' funded play areas within Middlesbrough including a major play area at Stewart Park (£150,000)		Missing target	31 Mar 2011	Quarter One - The programme has been suspended pending discussions with Play England in respect of the grant funding for the project. This puts the final 3 play areas, which include the Stewart Park project at risk. Some commitments have been made in respect of the year 3 sites, so some funding may be released.
EN30	Oversee the delivery of the Stewart Park 'Parks for People' Lottery Project		Action on target	31 Oct 2010	Quarter One - Tree Package complete, Animal Pens on site, PQQs for 2 major contracts under assessment (Renovations to Buildings, Park improvements).
EN31	Undertake a desktop review of the PPG 17 (Planning Policy Guidance) Audits and assist in the development of an Open Spaces inspection regime		Action on target	31 Mar 2011	Quarter One - Attendance of Planning and Landscape officers at CABE best practice Green Spaces Strategy Workshop including open space inspection - PPG 17 audits best practice being reviewed by Planning.
EN32	Monitor the impact on visitor numbers to Newham Grange Country Farm, following the 09/10 improvement programme, consider potential for future partnering or joint working with other facilities to improve the visitor offer by March 2011.		Action on target	31 Mar 2011	Quarter One - Visitor numbers for previous year 2009: (April 2009 - 5622 / May 2009 - 3172) For 2010 visitor numbers are as follows: April 2010 CLOSED for refurbishment May 2010 - 1893 (re-opened 8th May) June 2010 - 2674 Options are being considered for future partners.
EN33	Develop Albert Park Depot area to form Community Allotment / Peace Garden and bring the remaining area back into general park use.			31 Mar 2011	Quarter One - Site visit complete by Social Care/NHS staff. Second meeting with Djembi group 1/7/10 Provisional scheme designed and plan is available.
RG36	Prepare and consult on a Prissick Masterplan		Action on target	31 Mar 2011	Quarter One - Draft CMT report prepared, due to go to CMT in Q2.




Improve the standard of cleanliness throughout the town.

Action Code	Action Title	On target?	Expected Outcome	Due Date	Latest Note
EN28	Negotiate the potential for the transfer of maintenance of land currently owned by Erimus, but on predominantly Council maintained estate, through land transfer agreements (to be considered in conjunction with the potential tendering exercise 2010-1011).		Action on target	30 Sep 2010	Quarter One - Scope of potential transfers has been agreed, costings are being prepared and further discussions will be held with Erimus to discuss potential for progression.

Increase the amount of household waste that is recycled and composted.











Action Code	Action Title	On target?	Expected Outcome	Due Date	Latest Note
EN34	Further develop the joint working arrangements already operating for Waste Management in the Tees Valley including the review and updating of the Joint Waste Management Strategy by January 2011.		Action on target	31 Mar 2011	Quarter One - Ongoing; Transfer of invoicing and payments for main waste disposal contract moved to Middlesbrough Council as lead authority from 1st April 2010. May/June 2010 discussions to break away from JSU (Tees Valley Unlimited) by August 2010. Review arrangements for joint entry of waste data being discussed August 2010.
EN35	Develop waste and recycling education programme, in line with National Waste Strategy 2007, and the Tees Valley Joint Waste Management Strategy Action Plan (2007).		Action on target	31 Mar 2011	Quarter One - 4 No. Schools achieved bronze; Newham Bridge, Rosewood, St Edwards & St Thomas More. 3 No. Schools achieved Silver; Archibald, Berwick Hills & St Clare's. Compost Bins ongoing - 5 to date. 6 Events attended between April to June in relation to the education programme on waste minimisation and recycling.
EN36	Implement the new kerbside dry recycling contracted service from April 2010 with the introduction of additional materials by July 2010		Action Achieved	31 Jul 2010	Quarter One - Completed; Contract started April 2010. Plastic/Card/Batteries/Tetrapak added start July 2010. All customer information agreed & circulated end of June 2010.
EN37	Introduce a charging system for collection of non-domestic junk jobs by July 2010		Action Achieved	31 Jul 2010	Quarter One - new charge agreed and to be introduced 2nd August 2010.


Reduce carbon emissions and adapt for the adverse effects of climate change.

Action Code	Action Title	On target ?	Expected Outcome	Due Date	Latest Note
EN38	Install new cremators and abatement upgrade plant at Teesside Crematorium		Action on target	31 Mar 2011	Quarter One - The successful contractor, Facultatieve Technology was appointed on the basis that at least 4 cremators will be available on working day throughout the contract. Associated building works are expected to be out to tender shortly for a start on site during September 2010. Once these are completed around November 2010 installation of the cremators will commence. Final installation of the abatement equipment is expected by May 2011.
EN39	Publish One Planet Living Action Plan for consultation		Action on target	31 Mar 2011	Quarter One - Drafts of the consultation documents have been provided to the One Planet Living Action Group and key partners, and comments have been incorporated. - The OPL Action Group decided that the consultation documents should be presented as a community wide action plan rather than just focusing on the Council. Following this consultation, the documents are to be presented to CMT in August. - The programme is still on schedule to compile a final version of the OPL Action Plan by March 2011.
EN40	Issue and publish Sustainable Energy Action Plan to comply with covenant of Mayor's programme		Action on target	31 Oct 2010	Quarter One - The Sustainable Energy Action Plan and accompanying Climate Change Community Action Plan will be taken to CMT by the end of September 2010 and submitted to Europe by October 2010.




Fit For Purpose

Governing the business.

Action Code	Action Title	On target?	Expected Outcome	Due Date	Latest Note
CS01	Develop a coordinated approach to the management of needs analyses and commissioning processes and activity across the Council and Middlesbrough Partnership.		Action on target	31 Mar 2011	Quarter One Discussion taken place with LSP Chairs and Leads officer group .Paper to be prepared for LSP Executive 16th August 2010
CS02	Implement partnership extension arrangements with Mouchel to deliver agreed savings.		Action on target	31 Mar 2011	Quarter One New partnership agreement finalised June 2010, work ongoing
CS03	Continue to progress the Procurement Action Plan and the Procurement Development Plan.		Action on target	31 Mar 2011	Quarter One The Procurement Development Plan is a 3-year plan, all tasks in year 1 and 2 are complete.
CS06	Implement Geographical Information Strategy, including development of on-line mapping to provide improved analysis of customers/communities.		Action on target	31 Mar 2011	Quarter One Work is progressing well on all aspect of GIS development and the on-line mapping solutions will be delivered on target.
CS07	Deliver 2010 Place Survey for Middlesbrough, assuming the coalition government proceeds.		Action not started	31 Mar 2011	Quarter One Following Government guidelines the Place Survey as been postponed until further notice
CS09	Review senior staff structure to ensure that it remains fit for purpose going forward.		Action on target	31 Mar 2011	Quarter One Regular consultation from the Transformation board. Ongoing
CS11	Review corporate administration arrangements to ensure that they remain fit for purpose going forward.		Action on target	31 Mar 2011	Quarter One Regular consultation from the Transformation board. Ongoing
CS12	Review corporate transport arrangements to ensure that they remain fit for purpose going forward.		Action on target	31 Mar 2011	Quarter One Regular consultation from the Transformation board. Ongoing
CS17	Implement new website strategy to encourage wider e-service delivery.		Action on target	31 Mar 2011	Quarter One Work is ongoing to implement a new website strategy and action plan. A report is being prepared to present executive for approval
CS18	Develop approach to and coordinate publication of corporate data in line with coalition government's transparency agenda.		Action on target	31 Dec 2010	Quarter One Draft government guidance on data transparency now published. Paper to be prepared for CMT August 2010.
CS19	Undertake fundamental review of corporate and		Action on	31 Mar 2011	Quarter One Action scheduled for Quarter 3.

Action Code	Action Title	On target?	Expected Outcome	Due Date	Latest Note
	departmental registers to ensure that they fully support the achievement of the Council's strategic priorities going forward.		target		
CS20	Undertake annual review and revision of the Council's suite of business continuity plans and supporting arrangements to ensure that they remain fit-for-purpose.		Action on target	31 Mar 2011	Quarter One Due to be completed September 2010

Managing Finances.

Action Code	Action Title	On target?	Expected Outcome	Due Date	Latest Note
CS27	Develop and oversee a Transformation Programme for the Council.		Action Achieved	30 Jun 2010	Quarter One Monthly transformation board meeting underway. Position statements reported to the 'Board' meeting.
CS29	Support service areas in business change activities, including programme management and benefits realisation management.		Action on target	31 Mar 2011	Quarter One On target. CMT considered report on 8th July. Further consideration will take place in Quarter 2.
CS30	Complete a Council-wide review of the approach to the benchmarking of services.		Action on target	31 Mar 2011	Quarter One Working with Deloitte to improve the Council's approach. Work ongoing.

Managing performance.



Action Code	Action Title	On target?	Expected Outcome	Due Date	Latest Note
CS49	Complete the annual review and refresh of the Middlesbrough Local Area Agreement 2008-2011, and manage the development of the post-2011 LAA (if coalition government proceeds).		Action on target	31 Aug 2010	Quarter One End of year progress to be reported to LSP and CMT August 2010-07-23 No guidance received from central Government regarding the final year process for LAAs or what if anything will replace them. In meantime continue to monitor progress quarterly
CS50	Review and revise the Middlesbrough Partnership's community engagement framework and consultation toolkit.		Action on target	30 Sep 2010	Quarter One Work on the revised draft is complete and being promoted through the LSP
CS51	Complete review of the Middlesbrough Partnership cluster arrangements and improve engagement with the private sector.		Action on target	31 Mar 2011	Quarter One New arrangements in place and operating, Review commences later in the year. Also Promoting the LSP through the Business Forum
CS52	Re-launch and manage the Local Democracy Campaign for 2010.		Action on target	31 Mar 2011	Quarter One Preparatory work now complete. Now looking to launch with Members and Schools
CS55	Ensure that the Middlesbrough Partnership's Executive remains fit-for-purpose through the implementation of a development programme.		Action on target	31 Mar 2011	Quarter One Report submitted to the Executive Board on 5th July setting out the Team's revised service plan that also included actions arising from the LIA development day.
CS56	Review and revise Middlesbrough's Joint Single Equality Scheme to ensure compliance with the Equality Act 2010 and best practice approaches to equality mapping.		Action on target	31 Mar 2011	Quarter One Quarter One Discussion taken place with LSP Chairs and Leads officer group .Paper to be prepared for LSP Executive 16th August 2010
CS57	Achieve Level 3 (Excellence) of the new Equalities Framework for Local Government (depending on outcome of review set out in CS69).		Action on target	31 Mar 2011	Quarter One Awaiting Council decision on whether to align with EFLG or go through the inspection process
CS63	Revise and re-publish the 2008-2011 Strategic Plan and oversee the development of 2010/2011 Service Plans.		Action Achieved	30 Jun 2010	Quarter One Strategic Plan approved by council and published in June 2010. Service Plans finalised in June 2010.
CS65	Implement new arrangements for budget/performance monitoring for 2010/2011 onwards.		Action Achieved	30 Jun 2010	Quarter One New process agreed by CMT in June 2010. Quarter One clinics July 2010.

Managing performance.

Action Code	Action Title	On target?	Expected Outcome	Due Date	Latest Note
CS66	Review corporate performance management framework in light of coalition government changes to the national performance framework, including performance measures used, benchmarking arrangements and the format of key documents.		Action on target	31 Dec 2010	Quarter One Will commence once new government policy is clarified, expected by October 2010.
CS68	Determine external challenge arrangements in the light of the abolition of CAA, including the utilisation of national and regional peer challenge.		Action on target	31 Mar 2011	Quarter One. Continue to follow progress on Coalition government policy on external regulation and ensure this fits with future internal developments

Managing resources.

CS32	Develop a corporate energy strategy to meet the Council's Carbon Reduction Commitment obligations		Action on target	31 Mar 2011	Quarter One Document produced identifying possible schemes to implement over next 10 years. Report to go to CMT for consideration in the Autumn.
CS35	Review the Council's accommodation arrangements to ensure that they remain fit for purpose going forward.		Action on target	31 Mar 2011	Quarter One Workplace/Meeting Room Audit Complete, Draft Layouts and Revised Corporate Space Standards. Report to CMT August.
CS38	Develop the Council's People Strategy 2010-2013.		Missing target	31 Mar 2011	On hold pending the outcome of the recent budget cuts and transformation agend.
CS40	Complete the Single Status process leading into an Equal Pay Audit and continuing monitoring.		Action on target	31 Mar 2011	Final implementation is 7th August 2010 with equal pay Audit to follow in the 6months afterwards
CS43	Work with departments to implement the Council's workforce planning strategy and oversee the development of 2010/2011 Workforce Plans.		Action Achieved	31 Mar 2011	Workforce plans are in place for all departments as part of the service planning process.
CS45	Work with departments to implement the Council's learning and development strategy and oversee the development of 2010/2011 L&D Plans.		Action on target	31 Mar 2011	Departmental L & D plans are being developed and will be available from Sept 2010
CS46	Consider new approaches to positive action concerning the diversity of the workforce.		Action on target	31 Mar 2011	Positive Steps Action Plan revised to take account of R&S freeze. New approaches under consideration.

CS47	Continue to work with departments to reduce absence from work due to ill health.		Action on target	31 Mar 2011	Quarter one CMT report on 27.05.2010 outlined proposed actions for consideration by CMT. These actions are being implemented.
CS48	Ensure successful implementation of a further programme of ICT infrastructure projects		Action on target	31 Mar 2011	Quarter One The detailed business case is being developed for proposals . A report will be presented to CMT for consideration in quarter three.

